




2023 Annual Report



Criminal/Other Activity — 3-Year History

Delaware County Sheriff's Office



	2023	2022	2021
Animal Call	25	24	78
Assault	62	80	63
B&E and Burglary	62	99	82
D.O.A	48	48	53
Domestic*	192	190	503
Drug/Narcotic	75	117	87
Fight	37	35	15
Forgery/Bad Check	42	36	38
Harassment/Threats	184	189	207
Homicide	0	1	1
Impaired/Alcohol	15	15	30
Juvenile-Unruly/Runaway	157	183	154
Mental Health Crisis	134	103	113
Missing Person	14	13	30
Robbery	7	7	10
Sex Offense/Rape*	82	118	60
Shooting/Stabbing	5	9	6
Suicide	5	6	14
Suicide Attempt	148	145	150
Suspicious Activity*	NA	NA	33
Suspicious Person/Vehicle*	NA	NA	189
Theft From Vehicle	124	139	135
Theft Of Identity**	192	179	665
Theft (retail, vehicle, credit card)	760	903	764
Traffic Stop	1,389	1329	943
Vandalism	109	110	101
Well-Being Check***	131	N/A	N/A
TOTAL	3999	4078	4524

*** New Reporting Database:** in the fall of 2021, the Sheriff's Office switched to a new reporting system, which impacts how certain incidents are labeled. This makes for some misleading data when compared to previous years, thus, the explanations below are provided to help clarify.

- **Domestic**—we now take reports only where criminal activity occurred; past years' data included all calls that were investigated.
- **Sex Offense**—now we include any case where we assisted other agencies in the investigation, not just the Sheriff's Office cases.
- **Suspicious Activity/Person**—these are now labeled as to the actual crime or activity once it was determined; previous years were labeled by how the call originally came in. These include numerous categories such as drugs, unruly juvenile, vandalism, thefts, mental health crisis, etc.

**** Theft of Identity:** throughout Ohio and much of the nation in 2021, there was a significant increase in fraudulent unemployment filings.

***** Well-being Check:** this category has continued to increase and will now be included in the annual report.

Please note this list is not all-inclusive; some non-criminal activity has been omitted for space purposes. These include civil complaints, disabled vehicles, found property, loud disturbances, etc.



PATROL & SPECIALTY UNITS



- ↑ 20% increase in DOMESTIC VIOLENCE CHARGES, with 127 in 2023, compared to 106 in 2022.
- ↓ 16% decrease in THEFTS overall (retail, credit cards, and vehicles), with a total of 760 in 2023, down from 903 the previous year.
- ↓ Slight decrease in COMPLETED SUICIDES, with 5 in 2023 and 6 in 2022; however, we had a very slight increase in SUICIDE ATTEMPTS — from 145 in 2022 to 148 last year.
- ↑ 33% increase in DRUG OVERDOSES, from 49 in 2022 to 65 in 2023, but ...
- ↓ 37% decrease in OD DEATHS, from 19 in 2022 to 12 in 2023.

- Drug Task Force investigated 161 complaints of drug activity in 2023, down 10% from 2022, but executed 36 drug related search warrants — up 50% from 2022. The largest increase in type of drug seized was cocaine and crack cocaine.
- 354 K-9 deployments, of which 77% were for narcotics searches/detections.
- County's Tactical Unit completed 27 missions; and the Crisis Negotiators Team handled 25.
- The 11 members of our Detective Bureau were assigned 539 cases for investigation; these ranged from child & elderly abuse and sexual assaults to thefts and harassment.
- Weight Enforcement Unit cited 59 of the 73 trucks (81%) for exceeding gross or axel weight limits.

DISPATCH & ADMINISTRATIVE

- ▶ 13 dispatchers took 38,596 CALLS for service — a 12% increase from 2022's total.
- ▶ PUBLIC RECORDS requests rose 15%—from 5,446 in 2022 to 6,270 in 2023.
- ▶ 3,920 property items were obtained/logged, a 5% increase over 2022.
- ▶ 211 firearms were confiscated, representing an 8% increase over the previous year.

STAFFING: 247 employees, of which 20% are supervisors.

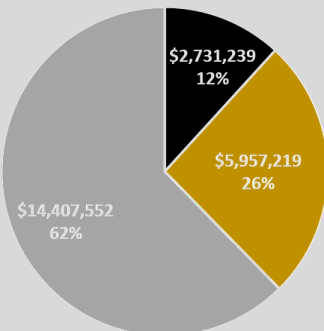
STAFF BREAKDOWN: 126 deputies, 59 corrections officers, 13 dispatchers, and 49 civilians. 35% of staff are female and 4% are black.

TRAINING: 8,322 hours of training were completed by all staff.

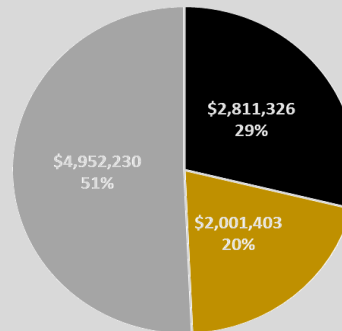
FINANCIALS

The Sheriff's Office 2023 *budgeted* expenditures was \$35,324,309 with *actual* expenditures coming in at \$33,565,964. The charts below show how the expenditures were allocated, with Patrol & Administrative totaling \$23,096,010; Jail at \$9,764,959 and Other at \$704,995.

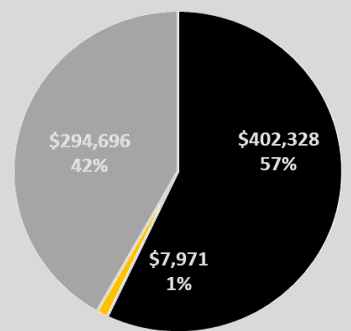
PATROL/SRO/ADMINISTRATIVE



JAIL



OTHER ACTIVITIES



■ Materials, Equipment, Supplies ■ Benefits & Training ■ Salary



JAIL & COURT SERVICES

JAIL:

- ☑ Earned 100% Compliance on the State's annual inspection and achieved PREA Accreditation (Prison Rape Elimination Act) — one of only a handful of Jails in Ohio to do so.
- ☑ 2,503 inmate bookings at the Jail — a 1% increase over 2022; the average length of stay was 17 days.
- ☑ Inmate composition: 72% male, 28% female; 66% white, 27% black, 7% other; 63% reside outside of the County with 36% from Delaware County; 33% of inmates are 30-39 years old, 27% are 18-29 years of age, 26% are 40-49, and the remaining 14% are over 50.
- ☑ The rate of recidivism (returning to jail) was 26% for those participating in the recovery and re-entry programs; that rate jumped to 55% for the remaining jail population.
- ☑ 180 volunteers led 2,600 hours of programs for inmates in the jail.

TRANSPORT: 1,855 inmate transports to medical, court, etc.—a 6% increase over 2022.

WARRANTS: 496 arrest warrants were served — an 8% increase.

RECORDS & CIVIL PAPERS: 3,826 civil papers were entered with attempts to serve, which represents a 26% increase over 2022's total of 3,037.

VICTIMS SUPPORT: 339 cases supported in court by our two Victims Advocates — a 22% increase over 2022. Our Advocates also provide services for nine additional law enforcement agencies in the County.

COMMUNITY & OUTREACH

- ▷ SCHOOL RESOURCE OFFICERS taught 22,293 students a total of 829 hours of K-12 safety curriculum & drug prevention throughout 4 school districts in the 2022-2023 school year.
- ▷ 1,423 CONCEALED CARRY LICENSES were issued/renewed in 2023—up from 1,416 in 2022.
- ▷ SHERIFF SALES received 37 County foreclosures (up 28% from 2022), with 15 properties sold at an average property sale price of \$377,724 (down from 2022's average of \$801,200.)
- ▷ 16 residents graduated from our CITIZENS SHERIFF ACADEMY program.
- ▷ 520 kindergarten & first graders attended SAFETY TOWN over the summer.
- ▷ 90 at-risk youth were served at our annual SHOP WITH A COP program.
- ▷ 75 females completed the Women's-Only Self-Defense program, empowered for safety.
- ▷ Therapy K9 Otto made contact with 63,000 citizens, including students, the elderly, victims, and first responders, spending an average of 2.77 hours per visit.



2023 Retirees



Deputy Barnhart



Mounted Deputy Jones



K9 Essac



Former Sheriff Martin (flanked by current Captains Savage & Vance)

TAKE NOTE:

We have a new headquarters:
1776 State Route 521,
Delaware, OH 43015

The Jail, Dispatch & Patrol
South Station remain in
their current locations.

STAY CONNECTED:

Facebook & Instagram
[@DelawareCoSheriff](#)

X/Twitter
[@DelCoSheriff](#)

YouTube
[@delawarecountysheriff1808](#)

LinkedIn
[@Delaware County Sheriff's Office](#)

TOWNSHIP Data—2023 Annual Report

Delaware County Sheriff's Office

The following pages contain criminal and other statistics broken down by Township, with the exception of Genoa Township, which has its own police force. We work closely in partnership with Genoa Township Police, but do not track their statistics.

For additional information on the township data provided here, please contact us: sheriffinfo@co.delaware.oh.us or (740) 833-2817

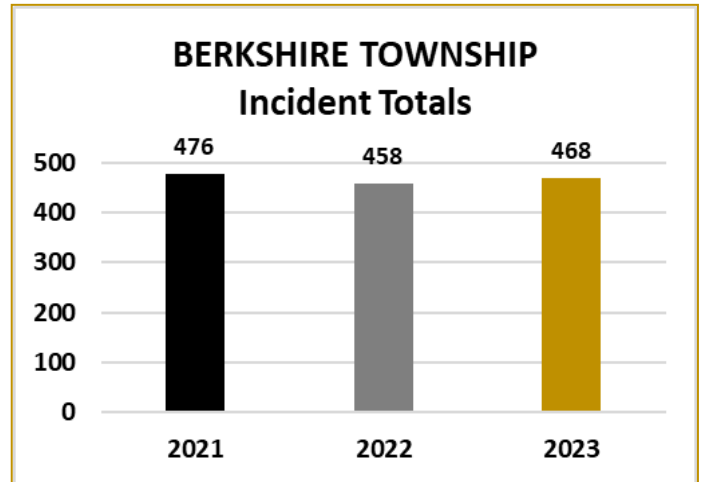


BERKSHIRE TOWNSHIP

Criminal & Other Incidents ~ 3-Year Comparison

Delaware County Sheriff's Office

	2021	2022	2023
Traffic Stop	162	172	198
Theft (retail, vehicle, credit card)	139	167	140
Theft From Vehicle	22	1	12
Theft Of Identity**	27	13	12
Domestic*	30	12	19
Harassment/Threats	9	20	7
Animal Call	4	4	1
Suicide Attempt	7	8	12
Assault	3	8	2
Forgery/Bad Check	3	3	3
Mental Health Crisis	3	7	13
Vandalism	4	8	7
Impaired/Alcohol	1	2	0
Drug/Narcotic	12	14	11
Missing Person	2	1	0
D.O.A	4	1	0
Juvenile-Unruly/Runaway	12	5	9
Sex Offense/Rape*	5	7	5
Shooting/Stabbing	0	1	0
Burglary and B&E	3	3	6
Robbery	1	1	1
Suspicious Person/Vehicle*	21	NA	NA
Suspicious Activity*	2	NA	NA
Well-Being Check***	NA	NA	10
TOTAL	476	458	468



*** New Reporting Database:** in the fall of 2021, the Sheriff's Office switched to a new reporting system, which impacts how certain incidents are labeled. This makes for some misleading data when compared to previous years, thus, the explanations below are provided to help clarify.

- **Domestic**—we now take reports only where criminal activity occurred; past years' data included all calls that were investigated.
- **Sex Offense**—now we include any case where we assisted other agencies in the investigation, not just the Sheriff's Office cases.
- **Suspicious Activity/Person**—these are now labeled as to the actual crime or activity once it was determined; previous years were labeled by how the call originally came in. These include numerous categories such as drugs, unruly juvenile, vandalism, thefts, mental health crisis, etc.

**** Theft of Identity:** throughout Ohio and much of the nation in 2021, there was a significant increase in fraudulent unemployment filings.

***** Well-Being Check:** this category has continued to increase and is now listed in the annual report.

Please note this list is not all-inclusive; some non-criminal activity has been omitted for space purposes. These include civil complaints, disabled vehicles, found property, loud disturbances, etc.
For more information, contact: sheriffinfo@co.delaware.oh.us

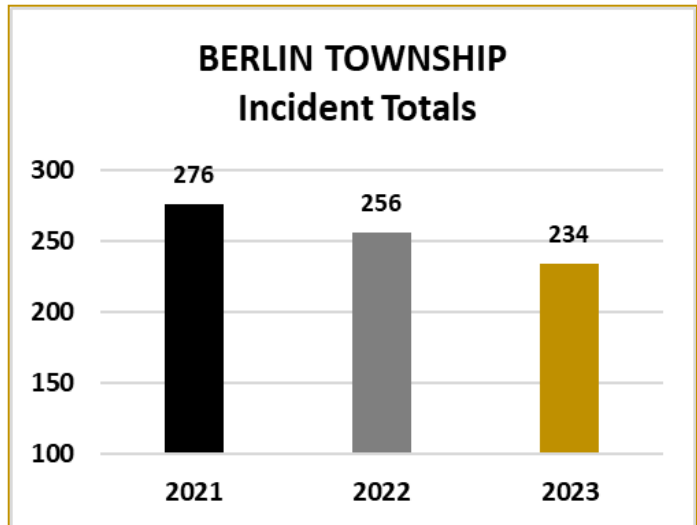


BERLIN TOWNSHIP

Criminal & Other Incidents ~ 3-Year Comparison

Delaware County Sheriff's Office

	2021	2022	2023
Traffic Stop	77	100	87
Domestic*	18	18	19
Theft (retail, vehicle, credit card)	36	26	25
Theft From Vehicle	7	5	9
Theft Of Identity**	38	9	15
Harassment/Threats	16	18	11
Suicide Attempt	8	13	12
Juvenile-Unruly/Runaway	11	13	10
Vandalism	8	10	7
Mental Health Crisis	8	1	8
Burglary and B&E	7	11	5
Sex Offense/Rape*	10	16	7
Drug/Narcotic	7	5	2
D.O.A	1	4	2
Suicide	1	0	0
Missing Person	1	0	1
Forgery/Bad Check	4	4	4
Assault	2	1	4
Robbery	1	2	0
Animal Call	4	0	1
Suspicious Activity*	2	NA	NA
Suspicious Person/Vehicle*	9	NA	NA
Well-Being Check***	NA	NA	5
TOTAL	276	256	234



Please note this list is not all-inclusive; some non-criminal activity has been omitted for space purposes. These include civil complaints, disabled vehicles, found property, loud disturbances, etc.
 For more information, contact: sheriffinfo@co.delaware.oh.us

*** New Reporting Database:** in the fall of 2021, the Sheriff's Office switched to a new reporting system, which impacts how certain incidents are labeled. This makes for some misleading data when compared to previous years, thus, the explanations below are provided to help clarify.

- **Domestic**—we now take reports only where criminal activity occurred; past years' data included all calls that were investigated.
- **Sex Offense**—now we include any case where we assisted other agencies in the investigation, not just the Sheriff's Office cases.
- **Suspicious Activity/Person**—these are now labeled as to the actual crime or activity once it was determined; previous years were labeled by how the call originally came in. These include numerous categories such as drugs, unruly juvenile, vandalism, thefts, mental health crisis, etc.

**** Theft of Identity:** throughout Ohio and much of the nation in 2021, there was a significant increase in fraudulent unemployment filings.

***** Well-Being Check:** this category has continued to increase and is now listed in the annual report.

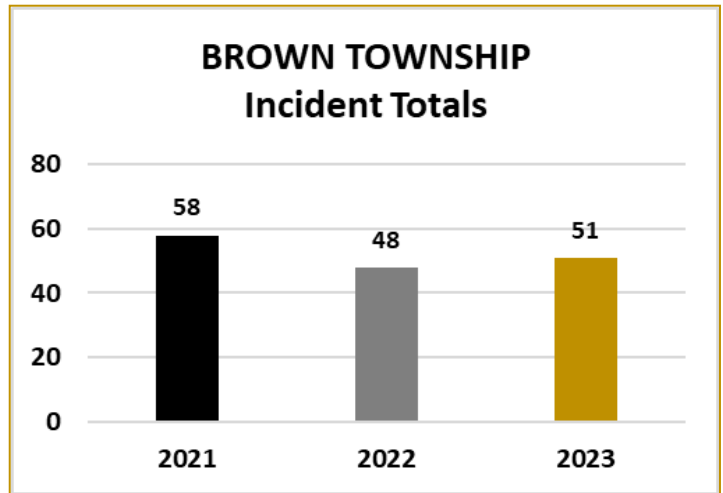


BROWN TOWNSHIP

Criminal & Other Incidents ~ 3-Year Comparison

Delaware County Sheriff's Office

	2021	2022	2023
Traffic Stop	15	15	18
Juvenile-Unruly/Runaway	5	3	1
Domestic*	3	1	3
Suicide Attempt	1	4	1
Vandalism	3	3	2
Harassment/Threats	3	5	4
Theft (retail, vehicle, credit card)	5	7	6
Theft Of Identity**	10	3	1
Theft From Vehicle	3	1	0
Forgery/Bad Check	0	1	0
Drug/Narcotic	0	0	2
Mental Health Crisis	1	0	2
Sex Offense/Rape*	1	1	2
Suicide	1	0	0
Assault	0	1	1
Animal Call	3	0	0
D.O.A	2	3	1
Burglary and B&E	1	0	4
Robbery	0	0	0
Well-Being Check***	NA	NA	3
Suspicious Vehicle/Person*	1	NA	NA
TOTAL	58	48	51



*** New Reporting Database:** in the fall of 2021, the Sheriff's Office switched to a new reporting system, which impacts how certain incidents are labeled. This makes for some misleading data when compared to previous years, thus, the explanations below are provided to help clarify.

- **Domestic**—we now take reports only where criminal activity occurred; past years' data included all calls that were investigated.
- **Sex Offense**—now we include any case where we assisted other agencies in the investigation, not just the Sheriff's Office cases.
- **Suspicious Activity/Person**—these are now labeled as to the actual crime or activity once it was determined; previous years were labeled by how the call originally came in. These include numerous categories such as drugs, unruly juvenile, vandalism, thefts, mental health crisis, etc.

**** Theft of Identity:** throughout Ohio and much of the nation in 2021, there was a significant increase in fraudulent unemployment filings.

***** Well-Being Check:** this category has continued to increase and is now listed in the annual report.

Please note this list is not all-inclusive; some non-criminal activity has been omitted for space purposes. These include civil complaints, disabled vehicles, found property, loud disturbances, etc.
For more information, contact: sheriffinfo@co.delaware.oh.us

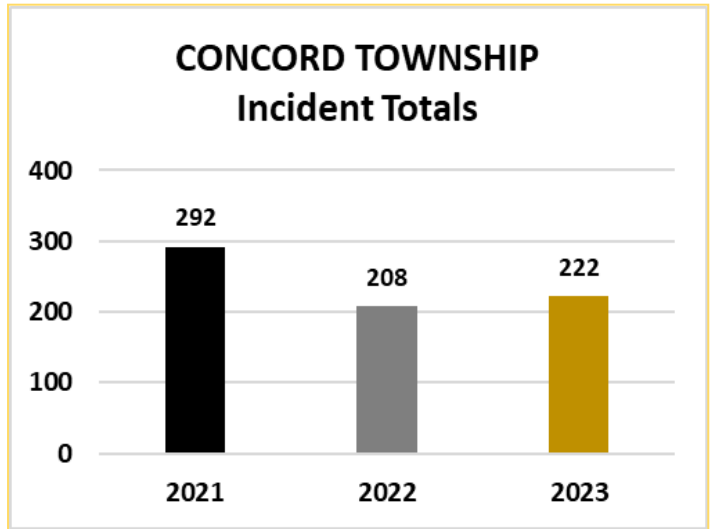


CONCORD TOWNSHIP

Criminal & Other Incidents ~ 3-Year Comparison

Delaware County Sheriff's Office

	2021	2022	2023
Traffic Stop	44	65	71
Theft (retail, vehicle, credit card)	43	47	37
Theft Of Identity**	87	19	24
Theft From Vehicle	8	7	6
Domestic*	25	6	13
Suicide Attempt	17	10	10
Suicide	1	1	1
Vandalism	9	7	7
Juvenile-Unruly/Runaway	4	4	10
Harassment/Threats	20	6	12
Burglary and B&E	1	8	8
Mental Health Crisis	3	2	8
D.O.A	2	6	2
Sex Offense/Rape*	5	7	2
Drug/Narcotic	0	1	2
Forgery/Bad Check	3	2	4
Animal Call	2	4	4
Assault	6	4	1
Missing Person	2	2	0
Suspicious Person/Vehicle*	9	NA	NA
Suspicious Activity*	1	NA	NA
Well-Being Check***	NA	NA	7
TOTAL	292	208	222



*** New Reporting Database:** in the fall of 2021, the Sheriff's Office switched to a new reporting system, which impacts how certain incidents are labeled. This makes for some misleading data when compared to previous years, thus, the explanations below are provided to help clarify.

- **Domestic**—we now take reports only where criminal activity occurred; past years' data included all calls that were investigated.
- **Sex Offense**—now we include any case where we assisted other agencies in the investigation, not just the Sheriff's Office cases.
- **Suspicious Activity/Person**—these are now labeled as to the actual crime or activity once it was determined; previous years were labeled by how the call originally came in. These include numerous categories such as drugs, unruly juvenile, vandalism, thefts, mental health crisis, etc.

**** Theft of Identity:** throughout Ohio and much of the nation in 2021, there was a significant increase in fraudulent unemployment filings.

***** Well-Being Check:** this category has continued to increase and is now listed in the annual report.

Please note this list is not all-inclusive; some non-criminal activity has been omitted for space purposes. These include civil complaints, disabled vehicles, found property, loud disturbances, etc.
For more information, contact: sheriffinfo@co.delaware.oh.us

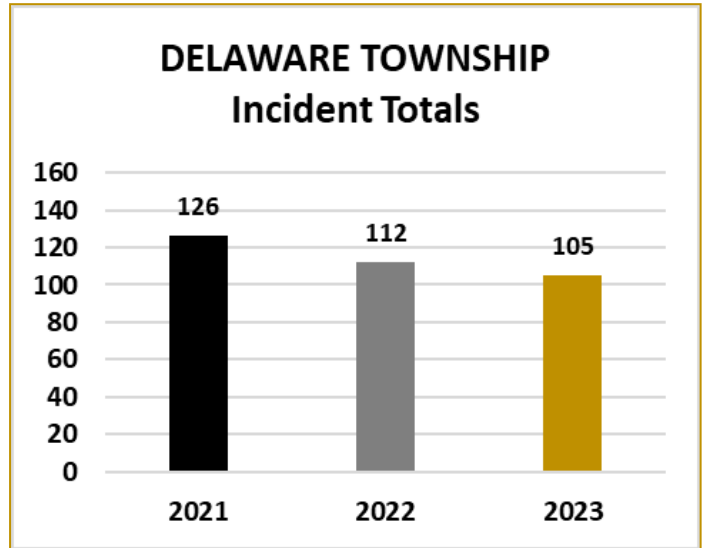


DELAWARE TOWNSHIP

Criminal & Other Incidents ~ 3-Year Comparison

Delaware County Sheriff's Office

	2021	2022	2023
Traffic Stop	47	57	49
Domestic*	10	3	7
Theft (retail, vehicle, credit card)	14	15	9
Theft Of Identity**	18	11	6
Theft From Vehicle	1	3	3
Harassment/Threats	8	3	2
Suicide Attempt	3	3	3
Juvenile-Unruly/Runaway	4	5	1
Animal Call	2	2	1
D.O.A	3	0	0
Mental Health Crisis	2	3	6
Assault	4	0	1
Forgery/Bad Check	1	0	2
Vandalism	0	2	3
Drug/Narcotic	1	3	1
Sex Offense/Rape*	1	0	0
Missing Person	0	0	1
Burglary and B&E	3	2	3
Suspicious Person/Vehicle*	4	NA	NA
Suspicious Activity*	0	NA	NA
Well-Being Check***	NA	NA	7
TOTAL	126	112	105



*** New Reporting Database:** in the fall of 2021, the Sheriff's Office switched to a new reporting system, which impacts how certain incidents are labeled. This makes for some misleading data when compared to previous years, thus, the explanations below are provided to help clarify.

- **Domestic**—we now take reports only where criminal activity occurred; past years' data included all calls that were investigated.
- **Sex Offense**—now we include any case where we assisted other agencies in the investigation, not just the Sheriff's Office cases.
- **Suspicious Activity/Person**—these are now labeled as to the actual crime or activity once it was determined; previous years were labeled by how the call originally came in. These include numerous categories such as drugs, unruly juvenile, vandalism, thefts, mental health crisis, etc.

**** Theft of Identity:** throughout Ohio and much of the nation in 2021, there was a significant increase in fraudulent unemployment filings.

***** Well-Being Check:** this category has continued to increase and is now listed in the annual report.

Please note this list is not all-inclusive; some non-criminal activity has been omitted for space purposes. These include civil complaints, disabled vehicles, found property, loud disturbances, etc.
For more information, contact: sheriffinfo@co.delaware.oh.us

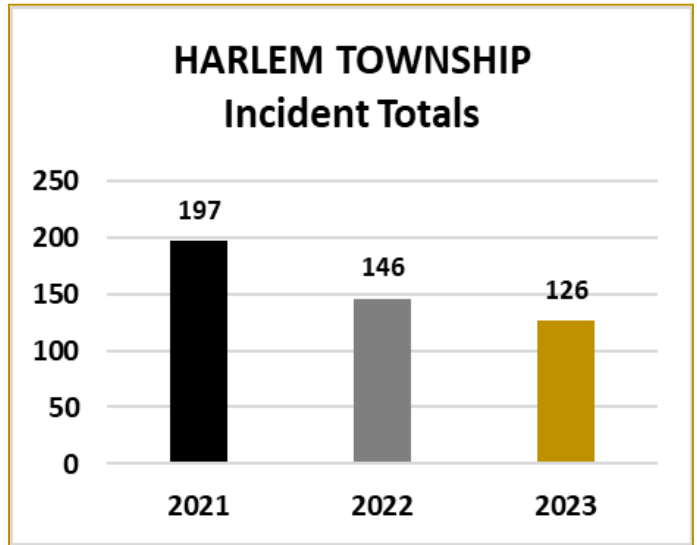


HARLEM TOWNSHIP

Criminal & Other Incidents ~ 3-Year Comparison

Delaware County Sheriff's Office

	2021	2022	2023
Traffic Stop	30	32	15
Domestic*	33	21	9
Theft (retail, vehicle, credit card)	21	25	22
Theft Of Identity**	30	6	5
Theft From Vehicle	1	5	2
Harassment/Threats	16	15	10
Suicide Attempt	11	5	5
Juvenile-Unruly/Runaway	14	6	15
Assault	2	1	7
Animal Call	5	1	2
D.O.A	6	2	1
Mental Health Crisis	2	4	7
Burglary and B&E	8	9	5
Drug/Narcotic	3	3	0
Fight	1	0	0
Vandalism	7	4	4
Sex Offense/Rape*	1	3	4
Forgery/Bad Check	2	0	3
Impaired/Alcohol	0	2	0
Gun - Person With	1	0	0
Missing Person	0	2	1
Suspicious Activity*	0	NA	NA
Suspicious Person/Vehicle*	3	NA	NA
Well-Being Check***	NA	NA	9
TOTAL	197	146	126



*** New Reporting Database:** in the fall of 2021, the Sheriff's Office switched to a new reporting system, which impacts how certain incidents are labeled. This makes for some misleading data when compared to previous years, thus, the explanations below are provided to help clarify.

- **Domestic**—we now take reports only where criminal activity occurred; past years' data included all calls that were investigated.
- **Sex Offense**—now we include any case where we assisted other agencies in the investigation, not just the Sheriff's Office cases.
- **Suspicious Activity/Person**—these are now labeled as to the actual crime or activity once it was determined; previous years were labeled by how the call originally came in. These include numerous categories such as drugs, unruly juvenile, vandalism, thefts, mental health crisis, etc.

**** Theft of Identity:** throughout Ohio and much of the nation in 2021, there was a significant increase in fraudulent unemployment filings.

***** Well-Being Check:** this category has continued to increase and is now listed in the annual report.

Please note this list is not all-inclusive; some non-criminal activity has been omitted for space purposes. These include civil complaints, disabled vehicles, found property, loud disturbances, etc.
For more information, contact: sheriffinfo@co.delaware.oh.us

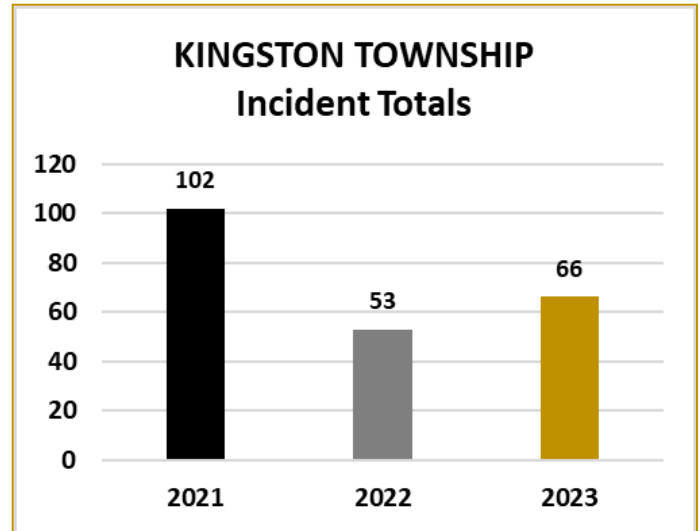


KINGSTON TOWNSHIP

Criminal & Other Incidents ~ 3-Year Comparison

Delaware County Sheriff's Office

	2021	2022	2023
Traffic Stop	38	17	33
Suicide Attempt	2	2	0
Domestic*	10	6	1
Theft (retail, vehicle, credit card)	12	12	8
Theft Of Identity**	17	6	6
Theft From Vehicle	2	0	1
Mental Health Crisis	2	1	4
Vandalism	4	1	1
Harassment/Threats	2	1	3
Burglary and B&E	1	3	1
D.O.A	2	2	1
Juvenile-Unruly/Runaway	0	1	0
Animal Call	2	0	0
Fight	1	0	0
Assault	1	0	2
Suicide	3	0	0
Drug / Narcotic	1	1	0
Sex Offense/Rape*	1	0	2
Missing Child	0	0	2
Suspicious Activity*	0	NA	NA
Suspicious Vehicle/Person*	1	NA	NA
Well-Being Check***	NA	NA	1
TOTAL	102	53	66



Please note this list is not all-inclusive; some non-criminal activity has been omitted for space purposes. These include civil complaints, disabled vehicles, found property, loud disturbances, etc.
 For more information, contact: sheriffinfo@co.delaware.oh.us

* **New Reporting Database:** in the fall of 2021, the Sheriff's Office switched to a new reporting system, which impacts how certain incidents are labeled. This makes for some misleading data when compared to previous years, thus, the explanations below are provided to help clarify.

- **Domestic**—we now take reports only where criminal activity occurred; past years' data included all calls that were investigated.
- **Sex Offense**—now we include any case where we assisted other agencies in the investigation, not just the Sheriff's Office cases.
- **Suspicious Activity/Person**—these are now labeled as to the actual crime or activity once it was determined; previous years were labeled by how the call originally came in. These include numerous categories such as drugs, unruly juvenile, vandalism, thefts, mental health crisis, etc.

** **Theft of Identity:** throughout Ohio and much of the nation in 2021, there was a significant increase in fraudulent unemployment filings.

*** **Well-Being Check:** this category has continued to increase and is now listed in the annual report.

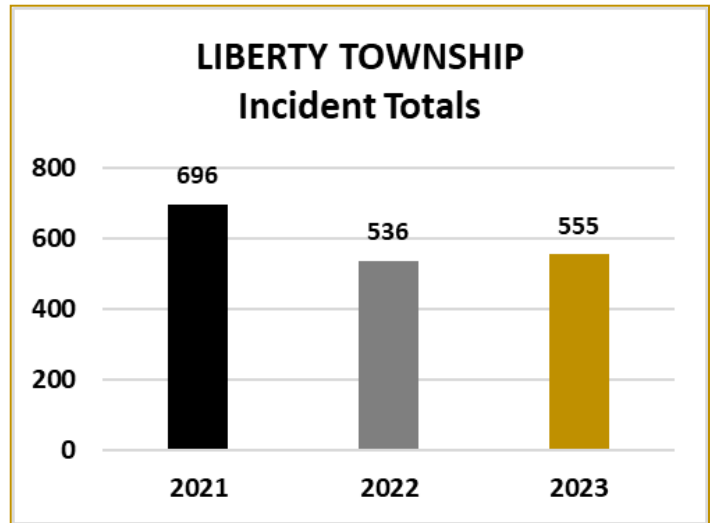


LIBERTY TOWNSHIP

Criminal & Other Incidents ~ 3-Year Comparison

Delaware County Sheriff's Office

	2021	2022	2023
Traffic Stop	91	107	118
Theft (retail, vehicle, credit card)	93	158	97
Theft Of Identity**	169	34	44
Theft From Vehicle	21	27	36
Domestic*	45	23	25
Suicide Attempt	24	15	29
Suicide	2	3	1
Harassment/Threats	43	22	32
Burglary and B&E	25	18	17
Vandalism	27	16	20
Mental Health Crisis	23	13	13
Juvenile-Unruly/Runaway	32	36	36
Impaired/Alcohol	1	2	2
Forgery/Bad Check	5	11	6
Drug/Narcotic	15	11	9
Animal Call	9	1	3
Sex Offense/Rape*	10	15	18
Assault	13	11	14
D.O.A	10	6	8
Fight	2	4	10
Missing Person	5	0	2
Gun - Person With	3	0	0
Shooting/Stabbing	0	2	2
Robbery	1	1	0
Homicide	0	0	0
Suspicious Person/Vehicle*	23	NA	NA
Well-Being Check***	NA	NA	13
TOTAL	696	536	555



*** New Reporting Database:** in the fall of 2021, the Sheriff's Office switched to a new reporting system, which impacts how certain incidents are labeled. This makes for some misleading data when compared to previous years, thus, the explanations below are provided to help clarify.

- **Domestic**—we now take reports only where criminal activity occurred; past years' data included all calls that were investigated.
- **Sex Offense**—now we include any case where we assisted other agencies in the investigation, not just the Sheriff's Office cases.
- **Suspicious Activity/Person**—these are now labeled as to the actual crime or activity once it was determined; previous years were labeled by how the call originally came in. These include numerous categories such as drugs, unruly juvenile, vandalism, thefts, mental health crisis, etc.

**** Theft of Identity:** throughout Ohio and much of the nation in 2021, there was a significant increase in fraudulent unemployment filings.

***** Well-Being Check:** this category has continued to increase and is now listed in the annual report.

Please note this list is not all-inclusive; some non-criminal activity has been omitted for space purposes. These include civil complaints, disabled vehicles, found property, loud disturbances, etc.
For more information, contact: sheriffinfo@co.delaware.oh.us

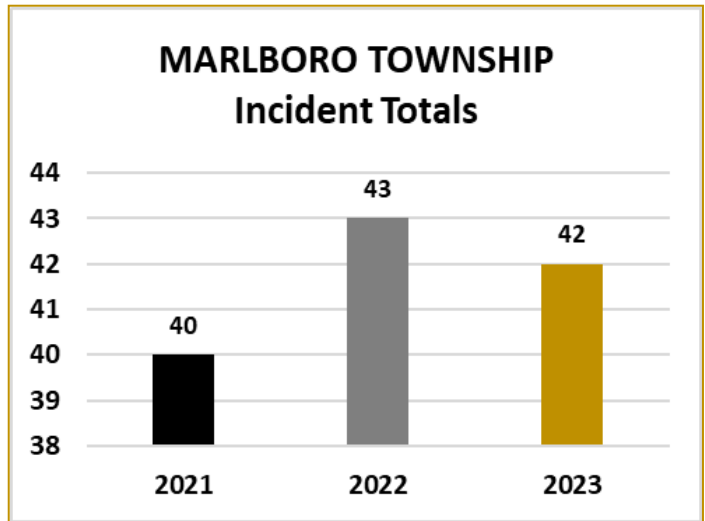


MARLBORO TOWNSHIP

Criminal & Other Incidents ~ 3-Year Comparison

Delaware County Sheriff's Office

	2021	2022	2023
Traffic Stop	26	34	37
Domestic*	1	1	0
D.O.A.	1	1	0
Drug/Narcotic	0	2	0
Missing Person	0	1	0
Suicide Attempt	0	0	1
Assault	1	0	0
Burglary and B&E	0	1	0
Theft/Larceny	1	1	0
Vandalism	0	0	2
Juvenile-Unruly/Runaway	0	1	0
Suspicious Person/Vehicle*	0	NA	NA
Theft Of Identity**	3	0	0
Harassment/Threats	7	1	0
Shooting	0	0	0
Well-Being Check***	NA	NA	2
TOTAL	40	43	42



Please note this list is not all-inclusive; some non-criminal activity has been omitted for space purposes. These include civil complaints, disabled vehicles, found property, loud disturbances, etc.
For more information, contact: sheriffinfo@co.delaware.oh.us

* **New Reporting Database:** in the fall of 2021, the Sheriff's Office switched to a new reporting system, which impacts how certain incidents are labeled. This makes for some misleading data when compared to previous years, thus, the explanations below are provided to help clarify.

- **Domestic**—we now take reports only where criminal activity occurred; past years' data included all calls that were investigated.
- **Sex Offense**—now we include any case where we assisted other agencies in the investigation, not just the Sheriff's Office cases.
- **Suspicious Activity/Person**—these are now labeled as to the actual crime or activity once it was determined; previous years were labeled by how the call originally came in. These include numerous categories such as drugs, unruly juvenile, vandalism, thefts, mental health crisis, etc.

** **Theft of Identity:** throughout Ohio and much of the nation in 2021, there was a significant increase in fraudulent unemployment filings.

*** **Well-Being Check:** this category has continued to increase and is now listed in the annual report.

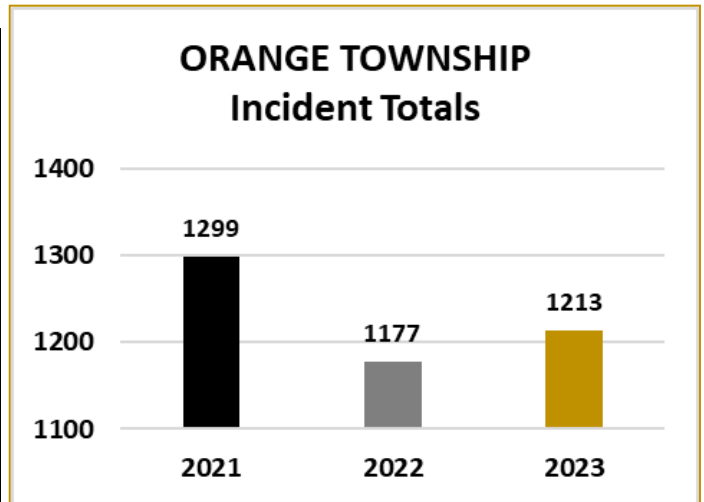


ORANGE TOWNSHIP

Criminal & Other Incidents ~ 3-Year Comparison

Delaware County Sheriff's Office

	2021	2022	2023
Traffic Stop	258	268	286
Theft (retail, vehicle, credit card)	322	330	304
Theft From Vehicle	56	64	50
Theft Of Identity**	175	52	58
Domestic*	96	58	62
Juvenile-Unruly/Runaway	55	68	50
Harassment/Threats	53	51	71
Suicide Attempt	39	46	39
Suicide	2	2	1
Burglary and B&E	16	18	28
Drug/Narcotic	22	40	37
Vandalism	28	37	37
Forgery/Bad Check	17	9	16
Mental Health Crisis	41	41	51
Assault	19	22	18
Sex Offense/Rape*	15	37	27
D.O.A	8	7	4
Impaired/Alcohol	6	5	9
Animal Call	1	3	3
Robbery	6	3	6
Shooting/Stabbing	0	2	1
Missing Person	5	5	3
Homicide	1	0	0
Fight	7	9	10
Suspicious Person/Vehicle*	46	NA	NA
Suspicious Activity*	5	NA	NA
Well-Being Check***	NA	NA	42
TOTAL	1299	1177	1213



*** New Reporting Database:** in the fall of 2021, the Sheriff's Office switched to a new reporting system, which impacts how certain incidents are labeled. This makes for some misleading data when compared to previous years, thus, the explanations below are provided to help clarify.

- **Domestic**—we now take reports only where criminal activity occurred; past years' data included all calls that were investigated.
- **Sex Offense**—now we include any case where we assisted other agencies in the investigation, not just the Sheriff's Office cases.
- **Suspicious Activity/Person**—these are now labeled as to the actual crime or activity once it was determined; previous years were labeled by how the call originally came in. These include numerous categories such as drugs, unruly juvenile, vandalism, thefts, mental health crisis, etc.

**** Theft of Identity:** throughout Ohio and much of the nation in 2021, there was a significant increase in fraudulent unemployment filings.

***** Well-Being Check:** this category has continued to increase and is now listed in the annual report.

Please note this list is not all-inclusive; some non-criminal activity has been omitted for space purposes. These include civil complaints, disabled vehicles, found property, loud disturbances, etc.
For more information, contact: sheriffinfo@co.delaware.oh.us

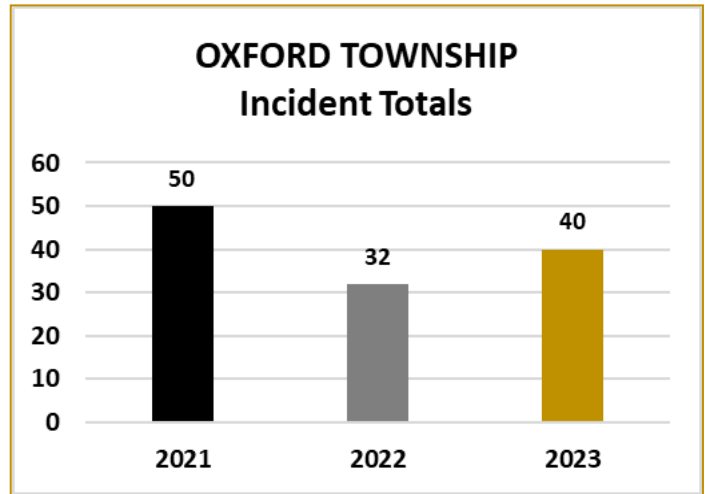


OXFORD TOWNSHIP

Criminal & Other Incidents ~ 3-Year Comparison

Delaware County Sheriff's Office

	2021	2022	2023
Traffic Stop	5	4	11
Domestic*	7	1	1
Theft (retail, vehicle, credit card)	8	7	4
Theft From Vehicle	2	0	0
Theft Of Identity**	8	1	2
Burglary and B&E	1	1	0
Suicide Attempt	3	5	4
Harassment/Threats	1	2	5
Sex Offense*	2	1	5
Juvenile-Unruly/Runaway	3	0	1
Vandalism	1	1	3
Assault	0	2	2
Shooting/Stabbing	0	2	0
Drug/Narcotic	0	1	0
D.O.A	1	4	0
Mental Health Crisis	3	0	0
Suspicious Person/Vehicle*	5	NA	NA
Suspicious Activity*	0	NA	NA
Well-Being Check***	NA	NA	2
TOTAL	50	32	40



Please note this list is not all-inclusive; some non-criminal activity has been omitted for space purposes. These include civil complaints, disabled vehicles, found property, loud disturbances, etc.
 For more information, contact: sheriffinfo@co.delaware.oh.us

* **New Reporting Database:** in the fall of 2021, the Sheriff's Office switched to a new reporting system, which impacts how certain incidents are labeled. This makes for some misleading data when compared to previous years, thus, the explanations below are provided to help clarify.

- **Domestic**—we now take reports only where criminal activity occurred; past years' data included all calls that were investigated.
- **Sex Offense**—now we include any case where we assisted other agencies in the investigation, not just the Sheriff's Office cases.
- **Suspicious Activity/Person**—these are now labeled as to the actual crime or activity once it was determined; previous years were labeled by how the call originally came in. These include numerous categories such as drugs, unruly juvenile, vandalism, thefts, mental health crisis, etc.

** **Theft of Identity:** throughout Ohio and much of the nation in 2021, there was a significant increase in fraudulent unemployment filings.

*** **Well-Being Check:** this category has continued to increase and is now listed in the annual report.

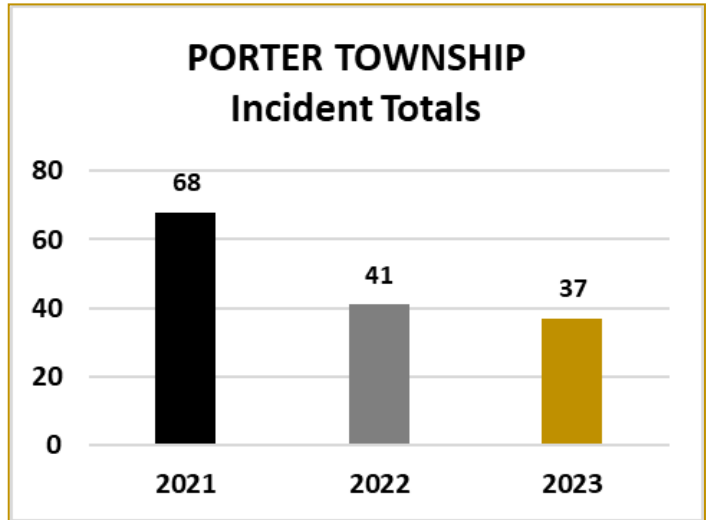


PORTER TOWNSHIP

Criminal & Other Incidents ~ 3-Year Comparison

Delaware County Sheriff's Office

	2021	2022	2023
Traffic Stop	16	3	4
Domestic*	14	3	5
Burglary	0	3	2
Juvenile-Unruly/Runaway	0	1	0
Theft (retail, vehicle, credit card)	8	6	9
Theft Of Identity**	10	5	2
Theft From Vehicle	1	0	1
D.O.A	2	1	2
Vandalism	2	4	0
Animal Call	4	4	0
Harassment/Threats	6	2	3
Forgery/Bad Check	0	0	0
Drug/Narcotic	1	0	1
Sex Offense/Rape*	1	2	1
Suicide Attempt	1	5	1
Missing Person	0	1	0
Mental Health Crisis	0	1	4
Assault	0	0	2
Suspicious Activity*	1	NA	NA
Suspicious Person/Vehicle*	1	NA	NA
Well-Being Check***	NA	NA	0
TOTAL	68	41	37



Please note this list is not all-inclusive; some non-criminal activity has been omitted for space purposes. These include civil complaints, disabled vehicles, found property, loud disturbances, etc.
 For more information, contact: sheriffinfo@co.delaware.oh.us

* **New Reporting Database:** in the fall of 2021, the Sheriff's Office switched to a new reporting system, which impacts how certain incidents are labeled. This makes for some misleading data when compared to previous years, thus, the explanations below are provided to help clarify.

- **Domestic**—we now take reports only where criminal activity occurred; past years' data included all calls that were investigated.
- **Sex Offense**—now we include any case where we assisted other agencies in the investigation, not just the Sheriff's Office cases.
- **Suspicious Activity/Person**—these are now labeled as to the actual crime or activity once it was determined; previous years were labeled by how the call originally came in. These include numerous categories such as drugs, unruly juvenile, vandalism, thefts, mental health crisis, etc.

** **Theft of Identity:** throughout Ohio and much of the nation in 2021, there was a significant increase in fraudulent unemployment filings.

*** **Well-Being Check:** this category has continued to increase and is now listed in the annual report.

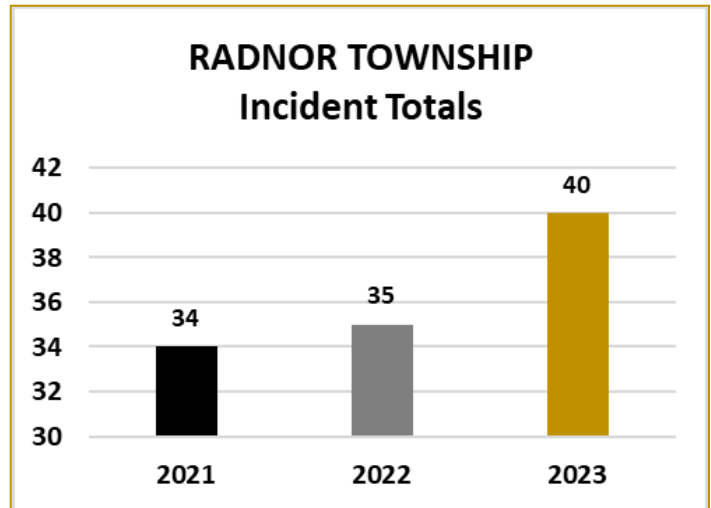


RADNOR TOWNSHIP

Criminal & Other Incidents ~ 3-Year Comparison

Delaware County Sheriff's Office

	2021	2022	2023
Traffic Stop	1	10	7
Domestic*	3	2	2
Theft (retail, vehicle, credit card)	8	10	10
Theft Of Identity**	10	3	3
Theft From Vehicle	2	0	0
Burglary and B&E	0	0	1
Mental Health Crisis	0	0	1
D.O.A	1	1	0
Fight	0	0	1
Suicide Attempt	1	0	2
Suicide	1	0	0
Vandalism	2	2	3
Juvenile-Unruly/Runaway	1	0	0
Harassment/Threats	0	3	5
Animal Call	1	2	0
Assault	2	0	1
Sex Offense/Rape*	0	1	2
Drug/Narcotic	1	1	0
Suspicious Person/Vehicle*	0	NA	NA
Well-Being Check***	NA	NA	2
TOTAL	34	35	40



Please note this list is not all-inclusive; some non-criminal activity has been omitted for space purposes. These include civil complaints, disabled vehicles, found property, loud disturbances, etc.
 For more information, contact: sheriffinfo@co.delaware.oh.us

*** New Reporting Database:** in the fall of 2021, the Sheriff's Office switched to a new reporting system, which impacts how certain incidents are labeled. This makes for some misleading data when compared to previous years, thus, the explanations below are provided to help clarify.

- **Domestic**—we now take reports only where criminal activity occurred; past years' data included all calls that were investigated.
- **Sex Offense**—now we include any case where we assisted other agencies in the investigation, not just the Sheriff's Office cases.
- **Suspicious Activity/Person**—these are now labeled as to the actual crime or activity once it was determined; previous years were labeled by how the call originally came in. These include numerous categories such as drugs, unruly juvenile, vandalism, thefts, mental health crisis, etc.

**** Theft of Identity:** throughout Ohio and much of the nation in 2021, there was a significant increase in fraudulent unemployment filings.

***** Well-Being Check:** this category has continued to increase and is now listed in the annual report.

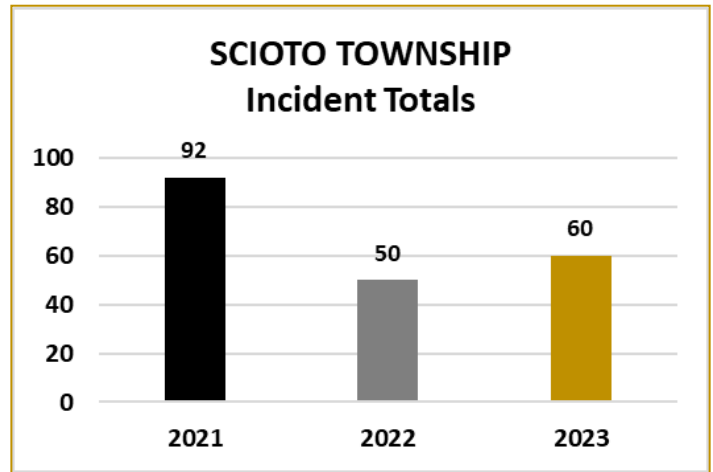


SCIOTO TOWNSHIP

Criminal & Other Incidents ~ 3-Year Comparison

Delaware County Sheriff's Office

	2021	2022	2023
Traffic Stop	20	18	18
Theft (retail, vehicle, credit card)	13	9	10
Theft from Vehicle	2	0	0
Theft Of Identity**	15	2	1
Domestic*	11	3	2
Animal Call	1	1	2
Burglary and B&E	2	2	2
Juvenile-Unruly/Runaway	0	0	3
Harassment/Threats	8	6	2
Assault	1	1	1
Drug/Narcotic	2	0	1
Missing Person	0	0	1
D.O.A	3	2	1
Vandalism	2	0	4
Impaired/Alcohol	1	0	1
Sex Offense/Rape*	0	0	2
Mental Health Crisis	2	3	3
Suicide Attempt	5	1	3
Suicide	1	0	0
Forgery/Bad Check	1	1	0
Shooting/Stabbing	0	1	0
Fight	1	0	0
Suspicious Activity*	1	NA	NA
Suspicious Vehicle/Person*	0	NA	NA
Well-Being Check***	NA	NA	3
TOTAL	92	50	60



*** New Reporting Database:** in the fall of 2021, the Sheriff's Office switched to a new reporting system, which impacts how certain incidents are labeled. This makes for some misleading data when compared to previous years, thus, the explanations below are provided to help clarify.

- **Domestic**—we now take reports only where criminal activity occurred; past years' data included all calls that were investigated.
- **Sex Offense**—now we include any case where we assisted other agencies in the investigation, not just the Sheriff's Office cases.
- **Suspicious Activity/Person**—these are now labeled as to the actual crime or activity once it was determined; previous years were labeled by how the call originally came in. These include numerous categories such as drugs, unruly juvenile, vandalism, thefts, mental health crisis, etc.

**** Theft of Identity:** throughout Ohio and much of the nation in 2021, there was a significant increase in fraudulent unemployment filings.

***** Well-Being Check:** this category has continued to increase and is now listed in the annual report.

Please note this list is not all-inclusive; some non-criminal activity has been omitted for space purposes. These include civil complaints, disabled vehicles, found property, loud disturbances, etc.
For more information, contact: sheriffinfo@co.delaware.oh.us

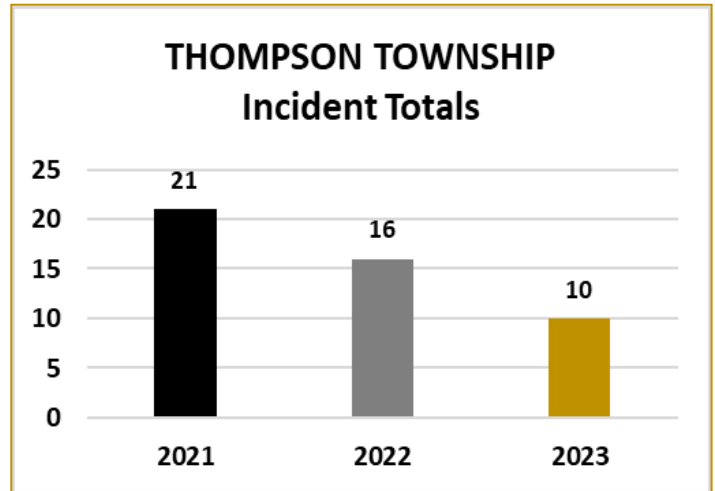


THOMPSON TOWNSHIP

Criminal & Other Incidents ~ 3-Year Comparison

Delaware County Sheriff's Office

	2021	2022	2023
Traffic Stop	0	3	2
Theft (retail, vehicle, credit card)	1	5	2
Theft From Vehicle	2	0	1
Theft Of Identity**	5	1	0
Domestic*	4	0	1
Juvenile-Unruly/Runaway	1	1	0
D.O.A	2	1	0
Assault	0	1	0
Drug/Narcotic	1	0	0
Mental Health Crisis	0	0	1
Burglary and B&E	1	1	0
Forgery/Bad Check	1	0	1
Harassment/Threats	2	0	0
Suicide Attempt	1	2	0
Vandalism	0	1	1
Well-Being Check***	NA	NA	1
TOTAL	21	16	10



Please note this list is not all-inclusive; some non-criminal activity has been omitted for space purposes. These include civil complaints, disabled vehicles, found property, loud disturbances, etc.
For more information, contact: sheriffinfo@co.delaware.oh.us

*** New Reporting Database:** in the fall of 2021, the Sheriff's Office switched to a new reporting system, which impacts how certain incidents are labeled. This makes for some misleading data when compared to previous years, thus, the explanations below are provided to help clarify.

- **Domestic**—we now take reports only where criminal activity occurred; past years' data included all calls that were investigated.
- **Sex Offense**—now we include any case where we assisted other agencies in the investigation, not just the Sheriff's Office cases.
- **Suspicious Activity/Person**—these are now labeled as to the actual crime or activity once it was determined; previous years were labeled by how the call originally came in. These include numerous categories such as drugs, unruly juvenile, vandalism, thefts, mental health crisis, etc.

**** Theft of Identity:** throughout Ohio and much of the nation in 2021, there was a significant increase in fraudulent unemployment filings.

***** Well-Being Check:** this category has continued to increase and is now listed in the annual report.

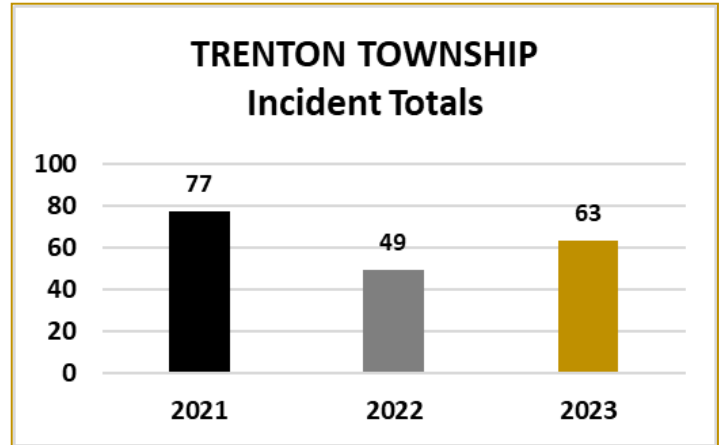


TRENTON TOWNSHIP

Criminal & Other Incidents ~ 3-Year Comparison

Delaware County Sheriff's Office

	2021	2022	2023
Traffic Stop	20	8	15
Domestic*	3	5	6
Theft (retail, vehicle, credit card)	12	14	13
Theft Of Identity**	17	1	6
Theft From Vehicle	0	2	0
Drug/Narcotic	0	0	2
Forgery/Bad Check	0	0	1
Missing Person	0	0	1
Harassment/Threats	2	1	5
Burglary and B&E	2	6	0
Vandalism	0	1	4
Animal Call	5	0	1
Suicide Attempt	1	0	3
Juvenile-Unruly/Runaway	5	2	1
Assault	2	0	0
Sex Offense/Rape*	1	1	0
D.O.A	2	5	1
Shooting/Stabbing	0	1	0
Mental Health Crisis	1	2	1
Suspicious Activity*	0	NA	NA
Suspicious Person/Vehicle*	4	NA	NA
Well-Being Check***	NA	NA	3
TOTAL	77	49	63



* **New Reporting Database:** in the fall of 2021, the Sheriff's Office switched to a new reporting system, which impacts how certain incidents are labeled. This makes for some misleading data when compared to previous years, thus, the explanations below are provided to help clarify.

- **Domestic**—we now take reports only where criminal activity occurred; past years' data included all calls that were investigated.
- **Sex Offense**—now we include any case where we assisted other agencies in the investigation, not just the Sheriff's Office cases.
- **Suspicious Activity/Person**—these are now labeled as to the actual crime or activity once it was determined; previous years were labeled by how the call originally came in. These include numerous categories such as drugs, unruly juvenile, vandalism, thefts, mental health crisis, etc.

** **Theft of Identity:** throughout Ohio and much of the nation in 2021, there was a significant increase in fraudulent unemployment filings.

*** **Well-Being Check:** this category has continued to increase and is now listed in the annual report.

Please note this list is not all-inclusive; some *non-criminal* activity has been omitted for space purposes. These include civil complaints, disabled vehicles, found property, loud disturbances, etc.
For more information, contact: sheriffinfo@co.delaware.oh.us

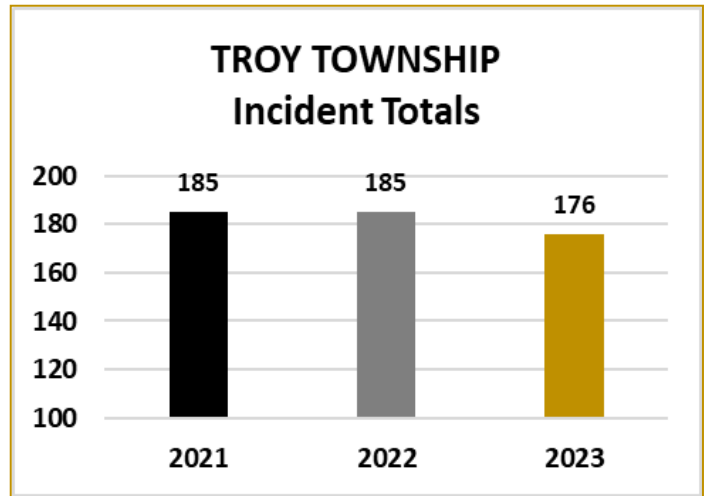


TROY TOWNSHIP

Criminal & Other Incidents ~ 3-Year Comparison

Delaware County Sheriff's Office

	2021	2022	2023
Traffic Stop	73	92	72
Domestic*	19	11	11
Theft (retail, vehicle, credit card)	11	18	14
Theft Of Identity**	17	5	4
Theft From Vehicle	2	6	1
Juvenile-Unruly/Runaway	8	8	19
Sex Offense/Rape*	1	6	3
Suicide Attempt	11	7	4
Suicide	0	0	1
Harassment/Threats	10	10	10
Drug/Narcotic	6	1	5
Burglary and B&E	4	4	4
Vandalism	6	4	2
Assault	4	6	5
Animal Call	1	0	5
Missing Person	0	0	2
D.O.A	2	1	1
Impaired/Alcohol	0	1	1
Mental Health Crisis	7	4	3
Shooting/Stabbing	0	0	0
Forgery/Bad Check	0	0	2
Fight	0	1	2
Suspicious Person/Vehicle*	2	NA	NA
Suspicious Activity*	1	NA	NA
Well-Being Check***	NA	NA	5
TOTAL	185	185	176



*** New Reporting Database:** in the fall of 2021, the Sheriff's Office switched to a new reporting system, which impacts how certain incidents are labeled. This makes for some misleading data when compared to previous years, thus, the explanations below are provided to help clarify.

- **Domestic**—we now take reports only where criminal activity occurred; past years' data included all calls that were investigated.
- **Sex Offense**—now we include any case where we assisted other agencies in the investigation, not just the Sheriff's Office cases.
- **Suspicious Activity/Person**—these are now labeled as to the actual crime or activity once it was determined; previous years were labeled by how the call originally came in. These include numerous categories such as drugs, unruly juvenile, vandalism, thefts, mental health crisis, etc.

Please note this list is not all-inclusive; some non-criminal activity has been omitted for space purposes. These include civil complaints, disabled vehicles, found property, loud disturbances, etc.
For more information, contact: sheriffinfo@co.delaware.oh.us

**** Theft of Identity:** throughout Ohio and much of the nation in 2021, there was a significant increase in fraudulent unemployment filings.

***** Well-Being Check:** this category has continued to increase and is now listed in the annual report.

