

2022 Annual Report



Delaware County Sheriff's Office

Stay Connected!

Facebook & Instagram

@DelawareCoSheriff

Twitter

@DelCoSheriff

YouTube

@delawarecountyohiosheriff1808

PATROL & SPECIALTY UNITS

- ↑ 26% increase in DOMESTIC VIOLENCE charges, totaling 106.
- ↑ 18% increase in thefts (from vehicles, of credit cards, and retail).
- ↓ 9% decrease in harassments, from 207 in 2021 to 189 in 2022.
- ↓ 3% decrease in SUICIDE ATTEMPTS, from 150 in 2021 to 145 in 2022; and a significant decrease of completed suicides, from 14 to 6.
- ↓ 60% decrease in DRUG OVERDOSES, from 124 in 2021 to 49 in 2022.
- ↓ 10% decrease in OD DEATHS, from 21 in 2021 to 19 in 2022.

- Drug Task Force seized 37,311 grams of meth, 13,001 grams of fentanyl, and 9,030 grams of heroin.
- 384 K-9 call-outs, of which 72% (273) were narcotics searches/detections.
- County's Tactical Unit completed 28 missions—18 of which involved the Crisis Negotiators Team.
- Weight Enforcement Unit cited 59 of the 73 trucks (81%) for exceeding gross or axle weight limits.

DISPATCH & ADMINISTRATIVE

- ▶ 13 dispatchers took 34,544 CALLS for service — that's 2,657 calls/dispatcher.
- ▶ 8% increase in PUBLIC RECORDS requests—5,024 in 2021 to 5,446 in 2022.
- ▶ 3,740 property items obtained/logged, and 195 firearms confiscated.

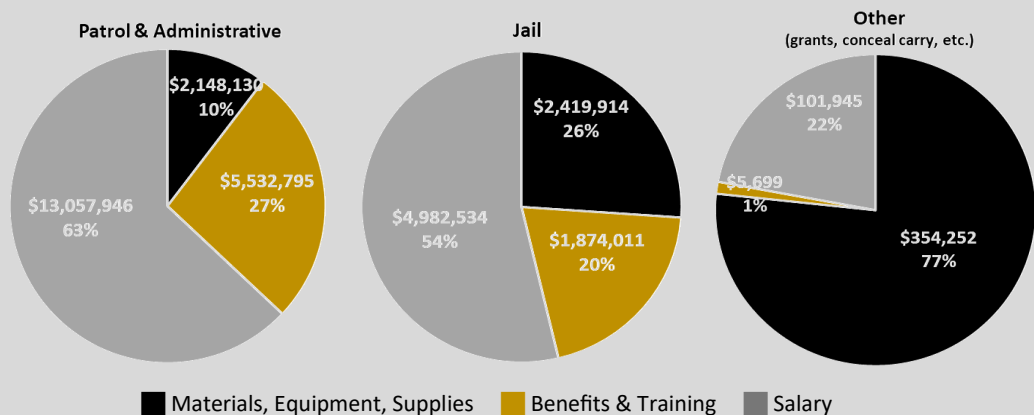
STAFFING: 238 employees, of which 20% are supervisors.

BREAKDOWN: 121 deputies, 58 corrections officers, 13 dispatchers, and 46 civilians. 34% of staff are female and 4% are black.

TRAINING: 23,038 hours of training were completed by all staff.

FINANCIALS

The Sheriff's Office 2022 *budgeted* expenditures was \$32,061,107, with *actual* expenditures coming in at \$30,477,226. The charts below show how the expenditures were allocated, with Patrol & Administrative totaling \$20,738,871; Jail at \$9,276,459 and Other at \$461,896.





JAIL & COURT SERVICES

JAIL:

- ☑ Earned 100% Compliance on the State's annual inspection.
- ☑ 2,479 inmate bookings at the Jail — a 13% decrease from 2021; and the average length of stay was 18 days.
- BREAKDOWN: 74% of inmates were male, 26% female; 66% were white, 28% black, and 6% other; and 68% of inmates reside outside of the County with 32% from Delaware County.
- ☑ The rate of recidivism was 9% for those participating in the recovery and re-entry programs; that rate jumped to 54% for the remaining jail population.
- ☑ 120 volunteers led 2,600 hours of programs for inmates in the jail.

TRANSPORT: 1,749 inmate transports to medical, court, etc.—a 38% increase.

WARRANTS & CIVIL PAPERS: 459 warrants served, resulting in arrest; and 3,037 civil papers service attempted—up 11% from 2021's total of 2,746.

VICTIMS SUPPORT: 278 cases supported in court by our Victims Advocates, who also provide services for nine additional law enforcement agencies in the County.

COMMUNITY & OUTREACH

- ▷ SCHOOL RESOURCE OFFICERS taught 17,663 students a total of 680 hours of safety curriculum & drug prevention throughout 38 school buildings in the 2021-2022 school year.
- ▷ 1,416 CONCEALED CARRY LICENSES issued/renewed in 2022—down 53%. (Ohio law changed in June 2022, no longer requiring a concealed carry permit.)
- ▷ SHERIFF SALES received 29 County foreclosures, with an average property sale price of \$801,200.
- ▷ 16 residents graduated from our CITIZENS SHERIFF ACADEMY program.
- ▷ 500 kindergarten & 1st graders attended SAFETY TOWN over the summer.
- ▷ 90 at-risk youth were served at our annual SHOP WITH A COP program.
- ▷ Implemented our first-ever THERAPY K9 program, resulting in 80 community service events/call-outs by K9 Otto and his handler.

TAKE NOTE:

We're Moving & Consolidating Offices!
This fall (2023), the Sheriff's Office will become part of Delaware County's new Byxbee Campus, located at 1776 State Route 521, Delaware, 43015. The Jail will remain at 844 U.S. Highway 42 North.



Criminal/Other Activity — 3-Year History

	2022	2021	2020
Animal Call	24	78	75
Assault	80	63	53
B&E and Burglary	99	82	104
D.O.A	48	53	51
Domestic*	190	503	489
Drug/Narcotic	117	87	76
Drunk	15	30	20
Fight	35	15	29
Forgery/Bad Check	36	38	35
Harassment/Threats	189	207	194
Homicide	1	1	0
Juvenile-Unruly/Runaway	183	154	161
Mental Health Crisis	103	113	104
Missing Person	13	30	30
Robbery	7	10	12
Sex Offense/Rape*	118	60	65
Shooting/Stabbing	9	6	4
Suicide	6	14	10
Suicide Attempt	145	150	130
Suspicious Activity*	NA	33	51
Suspicious Person/Vehicle*	NA	189	252
Theft From Vehicle	139	135	142
Theft Of Identity**	179	665	214
Theft (retail, vehicle, credit card)	903	764	646
Traffic Stop	1329	943	1354
Vandalism	110	101	145
TOTAL	4078	4524	4446

** **New Reporting Database:** in the fall of 2021, the Sheriff's Office switched to a new reporting system, which impacts how certain incidents are labeled. This makes for some misleading data when compared to previous years, thus, the explanations below are provided to help clarify.*

- **Domestic**—we now take reports only where criminal activity occurred; past years included all calls that were investigated.
- **Sex Offense**—now we include any case where we assisted other agencies in the investigation, not just the Sheriff's Office cases.
- **Suspicious Activity/Person**—these are now labeled as to the actual crime or activity once it was determined; previous years were labeled by how the call came in. These include numerous categories such as drugs, unruly juvenile, vandalism, thefts, mental health crisis, etc.

*** **Theft of Identity:** throughout Ohio and much of the nation in 2021, there was a significant increase in fraudulent unemployment filings.*

Please note this list is not all-inclusive; some non-criminal activity has been omitted, such as civil complaints, disabled vehicles, found property, well-being checks, loud disturbances, etc.

For more information: sheriffinfo@co.delaware.oh.us or (740) 833-2817

TOWNSHIP Data—2022 Annual Report

Delaware County Sheriff's Office

The following pages contain criminal and other statistics broken down by Township, with the exception of Genoa Township, which has its own police force. We work closely in partnership with Genoa Township Police, but do not track their statistics.

For additional information on the township data provided here, please contact us: sheriffinfo@co.delaware.oh.us or (740) 833-2817

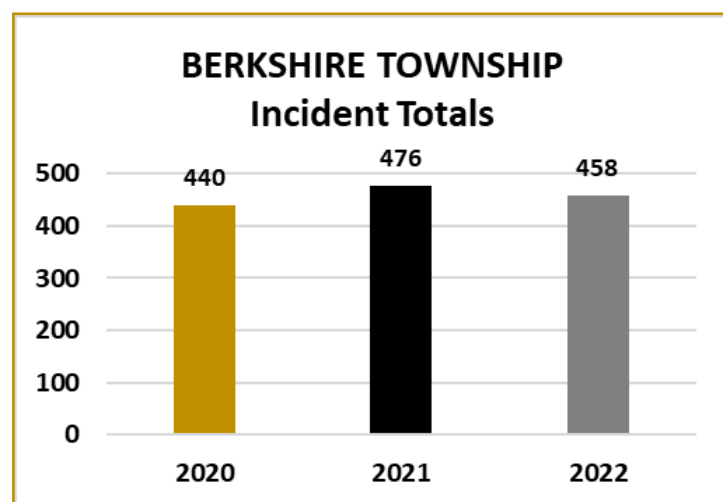


BERKSHIRE TOWNSHIP

Criminal & Other Incidents ~ 3-Year Comparison

Delaware County Sheriff's Office

	2020	2021	2022
Traffic Stop	167	162	172
Theft (retail, vehicle, credit card)	118	139	167
Theft From Vehicle	16	22	1
Theft Of Identity	10	27	13
Domestic	24	30	12
Harassment/Threats	11	9	20
Animal Call	8	4	4
Suicide Attempt	11	7	8
Assault	1	3	8
Forgery/Bad Check	8	3	3
Mental Health Crisis	1	3	7
Vandalism	5	4	8
Drunk	1	1	2
Drug/Narcotic	6	12	14
Missing Person	1	2	1
D.O.A	3	4	1
Juvenile-Unruly/Runaway	12	12	5
Sex Offense/Rape	5	5	7
Shooting/Stabbing	0	0	1
Burglary and B&E	4	3	3
Robbery	1	1	1
Suspicious Person/Vehicle	26	21	NA
Suspicious Activity	1	2	NA
TOTAL	440	476	458



New Reporting Database: in the fall of 2021, the Sheriff's Office switched to a new reporting system, which impacts how certain incidents are labeled. This makes for some misleading data when compared to previous years, thus, the explanations below are provided to help clarify.

- **Domestic**—we now take reports only where criminal activity occurred; past years included all calls that were investigated.
- **Sex Offense**—now we include any case where we assisted other agencies in their investigation, not just the Sheriff's Office cases.
- **Suspicious Activity/Person**—these are now labeled as to the actual crime or activity once it was determined; previous years were labeled by how the call came in. These include numerous categories such as drugs, unruly juvenile, vandalism, thefts, mental health crisis, etc.

Theft of Identity: throughout Ohio and much of the nation in 2021, there was a significant increase in fraudulent unemployment filings.

Please note this list is not all-inclusive; some non-criminal activity has been omitted, such as civil complaints, disabled vehicles, found property, well-being checks, loud disturbances, etc.

For more information: sheriffinfo@co.delaware.oh.us or (740) 833-2817



Twitter @DelCoSheriff



Facebook & Instagram @DelawareCoSheriff



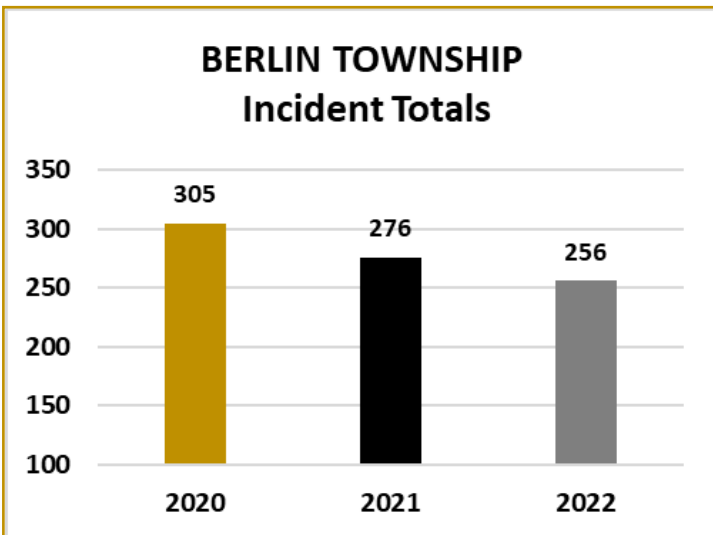
www.delawarecountysheriff.com

BERLIN TOWNSHIP

Criminal & Other Incidents ~ 3-Year Comparison

Delaware County Sheriff's Office

	2020	2021	2022
Traffic Stop	118	77	100
Domestic	32	18	18
Theft (retail, vehicle, credit card)	31	36	26
Theft From Vehicle	10	7	5
Theft Of Identity	11	38	9
Harassment/Threats	12	16	18
Suicide Attempt	13	8	13
Juvenile-Unruly/Runaway	9	11	13
Vandalism	12	8	10
Mental Health Crisis	5	8	1
Burglary and B&E	5	7	11
Sex Offense/Rape	4	10	16
Drug/Narcotic	2	7	5
Drunk	1	0	0
D.O.A	5	1	4
Suicide	0	1	0
Missing Person	5	1	0
Forgery/Bad Check	2	4	4
Assault	3	2	1
Robbery	2	1	2
Animal Call	6	4	0
Suspicious Activity	3	2	NA
Suspicious Person/Vehicle	14	9	NA
TOTAL	305	276	256



New Reporting Database: in the fall of 2021, the Sheriff's Office switched to a new reporting system, which impacts how certain incidents are labeled. This makes for some misleading data when compared to previous years, thus, the explanations below are provided to help clarify.

- **Domestic**—we now take reports only where criminal activity occurred; past years included all calls that were investigated.
- **Sex Offense**—now we include any case where we assisted other agencies in their investigation, not just the Sheriff's Office cases.
- **Suspicious Activity/Person**—these are now labeled as to the actual crime or activity once it was determined; previous years were labeled by how the call came in. These include numerous categories such as drugs, unruly juvenile, vandalism, thefts, mental health crisis, etc.

Theft of Identity: throughout Ohio and much of the nation in 2021, there was a significant increase in fraudulent unemployment filings.

Please note this list is not all-inclusive; some non-criminal activity has been omitted, such as civil complaints, disabled vehicles, found property, well-being checks, loud disturbances, etc.

For more information: sheriffinfo@co.delaware.oh.us or (740) 833-2817



Twitter @DelCoSheriff



Facebook & Instagram @DelawareCoSheriff



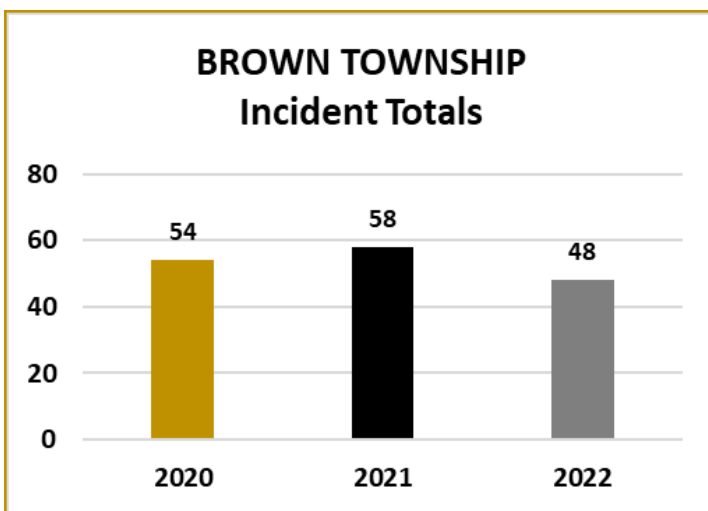
www.delawarecountysheriff.com

BROWN TOWNSHIP

Criminal & Other Incidents ~ 3-Year Comparison

Delaware County Sheriff's Office

	2020	2021	2022
Traffic Stop	13	15	15
Juvenile-Unruly/Runaway	4	5	3
Domestic	11	3	1
Suicide Attempt	1	1	4
Vandalism	1	3	3
Harassment/Threats	4	3	5
Theft (retail, vehicle, credit card)	1	5	7
Theft Of Identity	2	10	3
Theft From Vehicle	3	3	1
Forgery/Bad Check	0	0	1
Drug/Narcotic	1	0	0
Mental Health Crisis	4	1	0
Sex Offense/Rape	0	1	1
Drunk	1	0	0
Suicide	0	1	0
Assault	2	0	1
Animal Call	1	3	0
D.O.A	1	2	3
Burglary and B&E	0	1	0
Robbery	1	0	0
Suspicious Vehicle/Person	3	1	NA
TOTAL	54	58	48



New Reporting Database: in the fall of 2021, the Sheriff's Office switched to a new reporting system, which impacts how certain incidents are labeled. This makes for some misleading data when compared to previous years, thus, the explanations below are provided to help clarify.

- **Domestic**—we now take reports only where criminal activity occurred; past years included all calls that were investigated.
- **Sex Offense**—now we include any case where we assisted other agencies in their investigation, not just the Sheriff's Office cases.
- **Suspicious Activity/Person**—these are now labeled as to the actual crime or activity once it was determined; previous years were labeled by how the call came in. These include numerous categories such as drugs, unruly juvenile, vandalism, thefts, mental health crisis, etc.

Theft of Identity: throughout Ohio and much of the nation in 2021, there was a significant increase in fraudulent unemployment filings.

Please note this list is not all-inclusive; some non-criminal activity has been omitted, such as civil complaints, disabled vehicles, found property, well-being checks, loud disturbances, etc.

For more information: sheriffinfo@co.delaware.oh.us or (740) 833-2817



Twitter @DelCoSheriff



Facebook & Instagram @DelawareCoSheriff



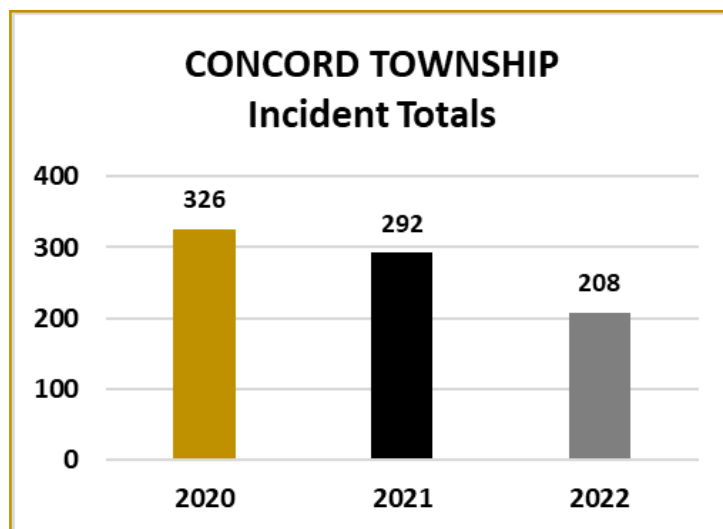
www.delawarecountysheriff.com

CONCORD TOWNSHIP

Criminal & Other Incidents ~ 3-Year Comparison

Delaware County Sheriff's Office

	2020	2021	2022
Traffic Stop	95	44	65
Theft (retail, vehicle, credit card)	26	43	47
Theft Of Identity	45	87	19
Theft From Vehicle	9	8	7
Domestic	42	25	6
Suicide Attempt	11	17	10
Suicide	1	1	1
Vandalism	6	9	7
Juvenile-Unruly/Runaway	1	4	4
Harassment/Threats	14	20	6
Burglary and B&E	14	1	8
Mental Health Crisis	12	3	2
D.O.A	4	2	6
Sex Offense/Rape	2	5	7
Drug/Narcotic	3	0	1
Forgery/Bad Check	2	3	2
Animal Call	7	2	4
Assault	3	6	4
Missing Person	3	2	2
Suspicious Person/Vehicle	21	9	NA
Suspicious Activity	5	1	NA
TOTAL	326	292	208



New Reporting Database: in the fall of 2021, the Sheriff's Office switched to a new reporting system, which impacts how certain incidents are labeled. This makes for some misleading data when compared to previous years, thus, the explanations below are provided to help clarify.

- **Domestic**—we now take reports only where criminal activity occurred; past years included all calls that were investigated.
- **Sex Offense**—now we include any case where we assisted other agencies in their investigation, not just the Sheriff's Office cases.
- **Suspicious Activity/Person**—these are now labeled as to the actual crime or activity once it was determined; previous years were labeled by how the call came in. These include numerous categories such as drugs, unruly juvenile, vandalism, thefts, mental health crisis, etc.

Theft of Identity: throughout Ohio and much of the nation in 2021, there was a significant increase in fraudulent unemployment filings.

Please note this list is not all-inclusive; some non-criminal activity has been omitted, such as civil complaints, disabled vehicles, found property, well-being checks, loud disturbances, etc.

For more information: sheriffinfo@co.delaware.oh.us or (740) 833-2817



Twitter @DelCoSheriff



Facebook & Instagram @DelawareCoSheriff



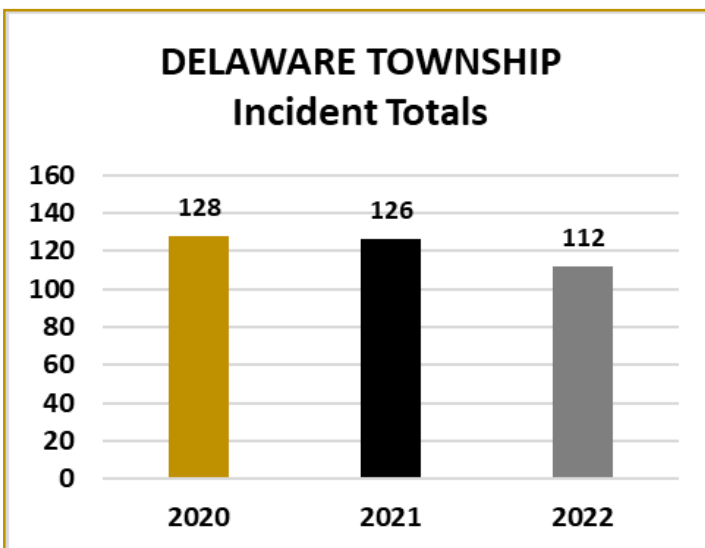
www.delawarecountysheriff.com

DELAWARE TOWNSHIP

Criminal & Other Incidents ~ 3-Year Comparison

Delaware County Sheriff's Office

	2020	2021	2022
Traffic Stop	46	47	57
Domestic	22	10	3
Theft (retail, vehicle, credit card)	12	14	15
Theft Of Identity	1	18	11
Theft From Vehicle	1	1	3
Harassment/Threats	4	8	3
Suicide Attempt	6	3	3
Juvenile-Unruly/Runaway	1	4	5
Animal Call	1	2	2
D.O.A	1	3	0
Mental Health Crisis	2	2	3
Assault	0	4	0
Forgery/Bad Check	0	1	0
Vandalism	3	0	2
Drug/Narcotic	1	1	3
Sex Offense/Rape	4	1	0
Missing Person	2	0	0
Shooting	1	0	0
Burglary and B&E	7	3	2
Suspicious Person/Vehicle	12	4	NA
Suspicious Activity	1	0	NA
TOTAL	128	126	112



New Reporting Database: in the fall of 2021, the Sheriff's Office switched to a new reporting system, which impacts how certain incidents are labeled. This makes for some misleading data when compared to previous years, thus, the explanations below are provided to help clarify.

- **Domestic**—we now take reports only where criminal activity occurred; past years included all calls that were investigated.
- **Sex Offense**—now we include any case where we assisted other agencies in their investigation, not just the Sheriff's Office cases.
- **Suspicious Activity/Person**—these are now labeled as to the actual crime or activity once it was determined; previous years were labeled by how the call came in. These include numerous categories such as drugs, unruly juvenile, vandalism, thefts, mental health crisis, etc.

Theft of Identity: throughout Ohio and much of the nation in 2021, there was a significant increase in fraudulent unemployment filings.

Please note this list is not all-inclusive; some non-criminal activity has been omitted, such as civil complaints, disabled vehicles, found property, well-being checks, loud disturbances, etc.

For more information: sheriffinfo@co.delaware.oh.us or (740) 833-2817



Twitter @DelCoSheriff



Facebook & Instagram @DelawareCoSheriff



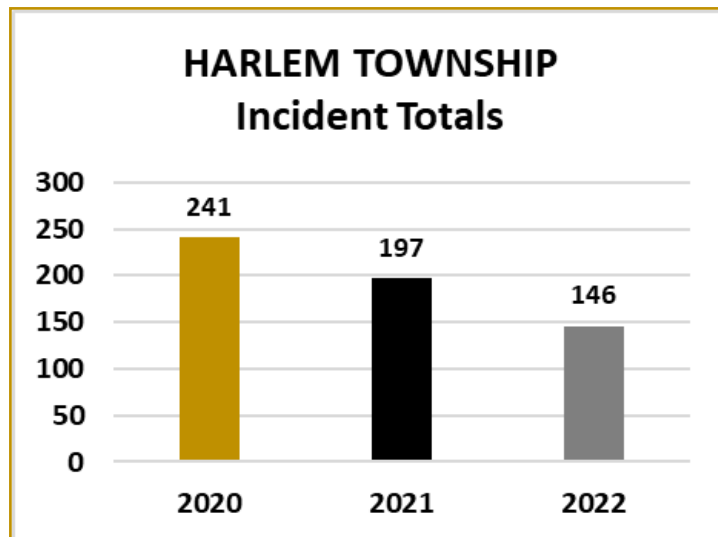
www.delawarecountysheriff.com

HARLEM TOWNSHIP

Criminal & Other Incidents ~ 3-Year Comparison

Delaware County Sheriff's Office

	2020	2021	2022
Traffic Stop	63	30	32
Domestic	48	33	21
Theft (retail, vehicle, credit card)	17	21	25
Theft Of Identity	10	30	6
Theft From Vehicle	4	1	5
Harassment/Threats	19	16	15
Suicide Attempt	7	11	5
Juvenile-Unruly/Runaway	9	14	6
Assault	2	2	1
Animal Call	13	5	1
D.O.A	8	6	2
Mental Health Crisis	1	2	4
Burglary and B&E	7	8	9
Drug/Narcotic	0	3	3
Fight	1	1	0
Vandalism	11	7	4
Sex Offense/Rape	0	1	3
Forgery/Bad Check	2	2	0
Drunk	1	0	2
Gun - Person With	2	1	0
Robbery	0	0	0
Missing Person	1	0	2
Suspicious Activity	6	0	NA
Suspicious Person/Vehicle	9	3	NA
TOTAL	241	197	146



New Reporting Database: in the fall of 2021, the Sheriff's Office switched to a new reporting system, which impacts how certain incidents are labeled. This makes for some misleading data when compared to previous years, thus, the explanations below are provided to help clarify.

- **Domestic**—we now take reports only where criminal activity occurred; past years included all calls that were investigated.
- **Sex Offense**—now we include any case where we assisted other agencies in their investigation, not just the Sheriff's Office cases.
- **Suspicious Activity/Person**—these are now labeled as to the actual crime or activity once it was determined; previous years were labeled by how the call came in. These include numerous categories such as drugs, unruly juvenile, vandalism, thefts, mental health crisis, etc.

Theft of Identity: throughout Ohio and much of the nation in 2021, there was a significant increase in fraudulent unemployment filings.

Please note this list is not all-inclusive; some non-criming activity has been omitted, such as civil complaints, disabled vehicles, found property, well-being checks, loud disturbances, etc.

For more information: sheriffinfo@co.delaware.oh.us or (740) 833-2817



Twitter @DelCoSheriff



Facebook & Instagram @DelawareCoSheriff



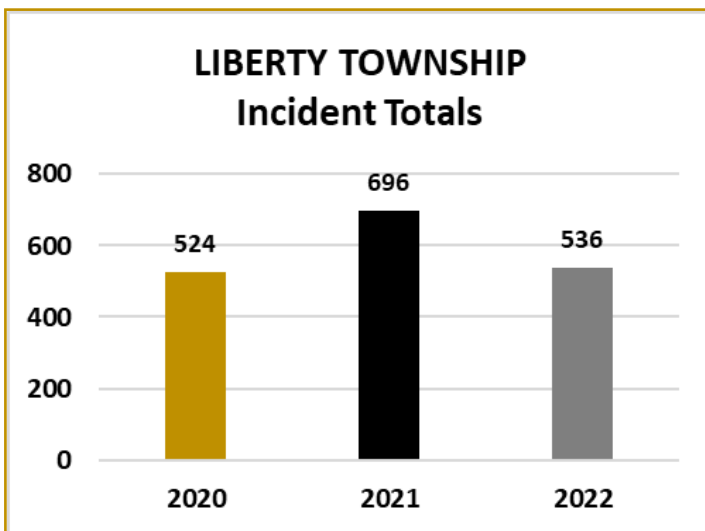
www.delawarecountysheriff.com

LIBERTY TOWNSHIP

Criminal & Other Incidents ~ 3-Year Comparison

Delaware County Sheriff's Office

	2020	2021	2022
Traffic Stop	103	91	107
Theft (retail, vehicle, credit card)	88	93	158
Theft Of Identity	43	169	34
Theft From Vehicle	19	21	27
Domestic	68	45	23
Suicide Attempt	23	24	15
Suicide	2	2	3
Harassment/Threats	30	43	22
Burglary and B&E	14	25	18
Vandalism	18	27	16
Mental Health Crisis	17	23	13
Juvenile-Unruly/Runaway	16	32	36
Drunk	3	1	2
Forgery/Bad Check	1	5	11
Drug/Narcotic	11	15	11
Animal Call	5	9	1
Sex Offense/Rape	7	10	15
Assault	5	13	11
D.O.A	5	10	6
Fight	7	2	4
Missing Person	5	5	0
Knife - Person With	2	0	0
Gun - Person With	1	3	0
Shooting/Stabbing	0	0	2
Robbery	0	1	1
Homicide	0	0	1
Suspicious Activity	8	4	NA
Suspicious Person/Vehicle	23	23	NA
TOTAL	524	696	536



New Reporting Database: in the fall of 2021, the Sheriff's Office switched to a new reporting system, which impacts how certain incidents are labeled. This makes for some misleading data when compared to previous years, thus, the explanations below are provided to help clarify.

- **Domestic**—we now take reports only where criminal activity occurred; past years included all calls that were investigated.
- **Sex Offense**—now we include any case where we assisted other agencies in their investigation, not just the Sheriff's Office cases.
- **Suspicious Activity/Person**—these are now labeled as to the actual crime or activity once it was determined; previous years were labeled by how the call came in. These include numerous categories such as drugs, unruly juvenile, vandalism, thefts, mental health crisis, etc.

Theft of Identity: throughout Ohio and much of the nation in 2021, there was a significant increase in fraudulent unemployment filings.

Please note this list is not all-inclusive; some non-criminal activity has been omitted, such as civil complaints, disabled vehicles, found property, well-being checks, loud disturbances, etc.

For more information: sheriffinfo@co.delaware.oh.us or (740) 833-2817



Twitter @DelCoSheriff



Facebook & Instagram @DelawareCoSheriff



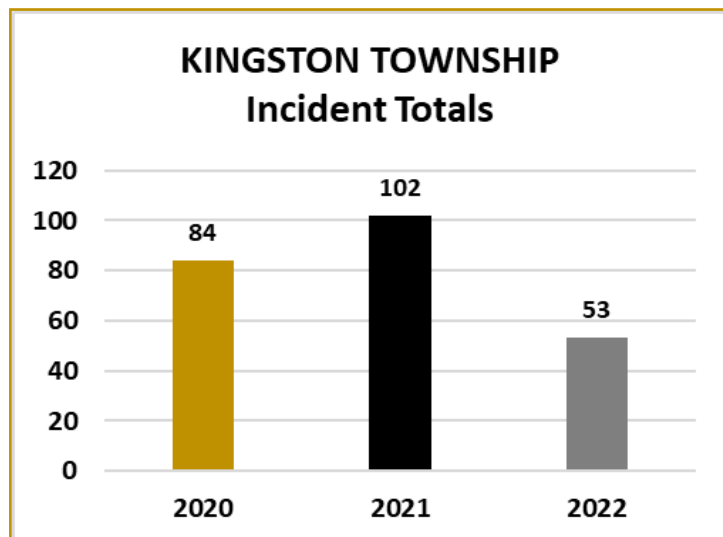
www.delawarecountysheriff.com

KINGSTON TOWNSHIP

Criminal & Other Incidents ~ 3-Year Comparison

Delaware County Sheriff's Office

	2020	2021	2022
Traffic Stop	26	38	17
Suicide Attempt	2	2	2
Domestic	9	10	6
Theft (retail, vehicle, credit card)	4	12	12
Theft Of Identity	6	17	6
Theft From Vehicle	0	2	0
Mental Health Crisis	1	2	1
Vandalism	5	4	1
Harassment/Threats	8	2	1
Suspicious Activity	3	0	NA
Burglary and B&E	1	1	3
D.O.A	5	2	2
Juvenile-Unruly/Runaway	4	0	1
Animal Call	2	2	0
Fight	0	1	0
Assault	0	1	0
Suicide	1	3	0
Drug / Narcotic	1	1	1
Sex Offense/Rape	3	1	0
Missing Child	0	0	0
Suspicious Vehicle/Person	3	1	NA
TOTAL	84	102	53



New Reporting Database: in the fall of 2021, the Sheriff's Office switched to a new reporting system, which impacts how certain incidents are labeled. This makes for some misleading data when compared to previous years, thus, the explanations below are provided to help clarify.

- **Domestic**—we now take reports only where criminal activity occurred; past years included all calls that were investigated.
- **Sex Offense**—now we include any case where we assisted other agencies in their investigation, not just the Sheriff's Office cases.
- **Suspicious Activity/Person**—these are now labeled as to the actual crime or activity once it was determined; previous years were labeled by how the call came in. These include numerous categories such as drugs, unruly juvenile, vandalism, thefts, mental health crisis, etc.

Theft of Identity: throughout Ohio and much of the nation in 2021, there was a significant increase in fraudulent unemployment filings.

Please note this list is not all-inclusive; some non-criminal activity has been omitted, such as civil complaints, disabled vehicles, found property, well-being checks, loud disturbances, etc.

For more information: sheriffinfo@co.delaware.oh.us or (740) 833-2817



Twitter @DelCoSheriff



Facebook & Instagram @DelawareCoSheriff



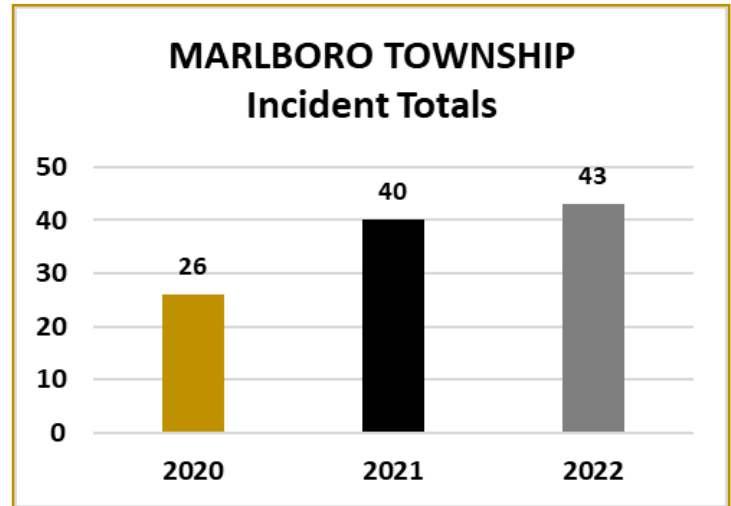
www.delawarecountysheriff.com

MARLBORO TOWNSHIP

Criminal & Other Incidents ~ 3-Year Comparison

Delaware County Sheriff's Office

	2020	2021	2022
Traffic Stop	18	26	34
Domestic	1	1	1
D.O.A.	0	1	1
Drug/Narcotic	0	0	2
Missing Person	0	0	1
Suicide Attempt	0	0	0
Assault	0	1	0
Burglary and B&E	1	0	1
Theft/Larceny	0	1	1
Vandalism	0	0	0
Juvenile-Unruly/Runaway	0	0	1
Suspicious Person/Vehicle	1	0	NA
Theft Of Identity	0	3	0
Harassment/Threats	4	7	1
Shooting	1	0	0
TOTAL	26	40	43



New Reporting Database: in the fall of 2021, the Sheriff's Office switched to a new reporting system, which impacts how certain incidents are labeled. This makes for some misleading data when compared to previous years, thus, the explanations below are provided to help clarify.

- **Domestic**—we now take reports only where criminal activity occurred; past years included all calls that were investigated.
- **Sex Offense**—now we include any case where we assisted other agencies in their investigation, not just the Sheriff's Office cases.
- **Suspicious Activity/Person**—these are now labeled as to the actual crime or activity once it was determined; previous years were labeled by how the call came in. These include numerous categories such as drugs, unruly juvenile, vandalism, thefts, mental health crisis, etc.

Theft of Identity: throughout Ohio and much of the nation in 2021, there was a significant increase in fraudulent unemployment filings.

Please note this list is not all-inclusive; some non-criminal activity has been omitted, such as civil complaints, disabled vehicles, found property, well-being checks, loud disturbances, etc.

For more information: sheriffinfo@co.delaware.oh.us or (740) 833-2817



www.delawarecountysheriff.com



Twitter @DelCoSheriff



Facebook & Instagram @DelawareCoSheriff

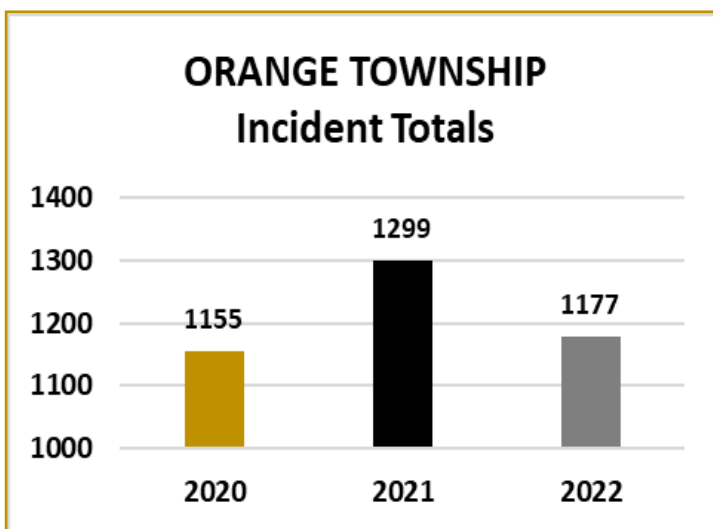


ORANGE TOWNSHIP

Criminal & Other Incidents ~ 3-Year Comparison

Delaware County Sheriff's Office

	2020	2021	2022
Traffic Stop	242	258	268
Theft (retail, vehicle, credit card)	265	322	330
Theft From Vehicle	51	56	64
Theft Of Identity	65	175	52
Domestic	119	96	58
Juvenile-Unruly/Runaway	48	55	68
Harassment/Threats	38	53	51
Suicide Attempt	27	39	46
Suicide	2	2	2
Burglary and B&E	28	16	18
Drug/Narcotic	13	22	40
Vandalism	39	28	37
Forgery/Bad Check	14	17	9
Mental Health Crisis	42	41	41
Assault	15	19	22
Sex Offense/Rape	10	15	37
D.O.A	6	8	7
Drunk	6	6	5
Animal Call	9	1	3
Robbery	8	6	3
Knife-Person With	2	0	0
Shooting/Stabbing	0	0	2
Missing Person	4	5	5
Homicide	0	1	0
Fight	6	7	9
Suspicious Person/Vehicle	84	46	NA
Suspicious Activity	12	5	NA
TOTAL	1155	1299	1177



New Reporting Database: in the fall of 2021, the Sheriff's Office switched to a new reporting system, which impacts how certain incidents are labeled. This makes for some misleading data when compared to previous years, thus, the explanations below are provided to help clarify.

- **Domestic**—we now take reports only where criminal activity occurred; past years included all calls that were investigated.
- **Sex Offense**—now we include any case where we assisted other agencies in their investigation, not just the Sheriff's Office cases.
- **Suspicious Activity/Person**—these are now labeled as to the actual crime or activity once it was determined; previous years were labeled by how the call came in. These include numerous categories such as drugs, unruly juvenile, vandalism, thefts, mental health crisis, etc.

Theft of Identity: throughout Ohio and much of the nation in 2021, there was a significant increase in fraudulent unemployment filings.

Please note this list is not all-inclusive; some non-criming activity has been omitted, such as civil complaints, disabled vehicles, found property, well-being checks, loud disturbances, etc.

For more information: sheriffinfo@co.delaware.oh.us or (740) 833-2817



Twitter @DelCoSheriff



Facebook & Instagram @DelawareCoSheriff



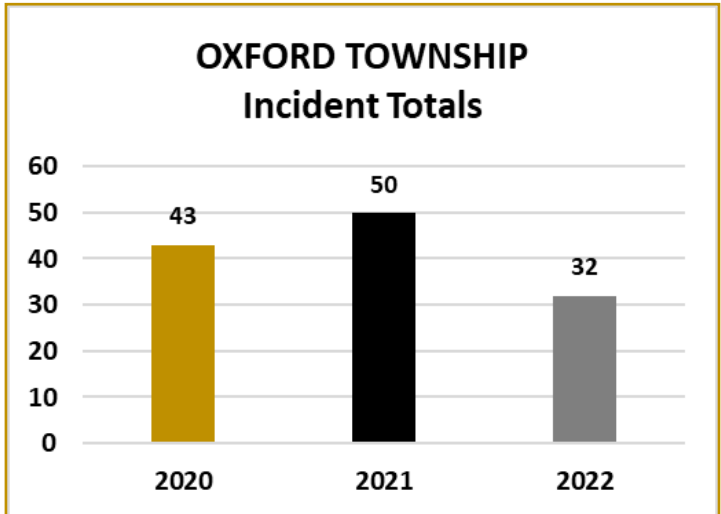
www.delawarecountysheriff.com

OXFORD TOWNSHIP

Criminal & Other Incidents ~ 3-Year Comparison

Delaware County Sheriff's Office

	2020	2021	2022
Traffic Stop	2	5	4
Domestic	12	7	1
Theft (retail, vehicle, credit card)	2	8	7
Theft From Vehicle	3	2	0
Theft Of Identity	2	8	1
Burglary and B&E	5	1	1
Suicide Attempt	1	3	5
Harassment/Threats	1	1	2
Sex Offense	0	2	1
Juvenile-Unruly/Runaway	2	3	0
Vandalism	2	1	1
Assault	2	0	2
Drunk	1	0	0
Shooting/Stabbing	0	0	2
Drug/Narcotic	0	0	1
D.O.A	2	1	4
Mental Health Crisis	1	3	0
Suspicious Person/Vehicle	4	5	NA
Suspicious Activity	1	0	NA
TOTAL	43	50	32



New Reporting Database: in the fall of 2021, the Sheriff's Office switched to a new reporting system, which impacts how certain incidents are labeled. This makes for some misleading data when compared to previous years, thus, the explanations below are provided to help clarify.

- **Domestic**—we now take reports only where criminal activity occurred; past years included all calls that were investigated.
- **Sex Offense**—now we include any case where we assisted other agencies in their investigation, not just the Sheriff's Office cases.
- **Suspicious Activity/Person**—these are now labeled as to the actual crime or activity once it was determined; previous years were labeled by how the call came in. These include numerous categories such as drugs, unruly juvenile, vandalism, thefts, mental health crisis, etc.

Theft of Identity: throughout Ohio and much of the nation in 2021, there was a significant increase in fraudulent unemployment filings.

Please note this list is not all-inclusive; some non-criminal activity has been omitted, such as civil complaints, disabled vehicles, found property, well-being checks, loud disturbances, etc.

For more information: sheriffinfo@co.delaware.oh.us or (740) 833-2817



www.delawarecountysheriff.com



Twitter @DelCoSheriff



Facebook & Instagram @DelawareCoSheriff

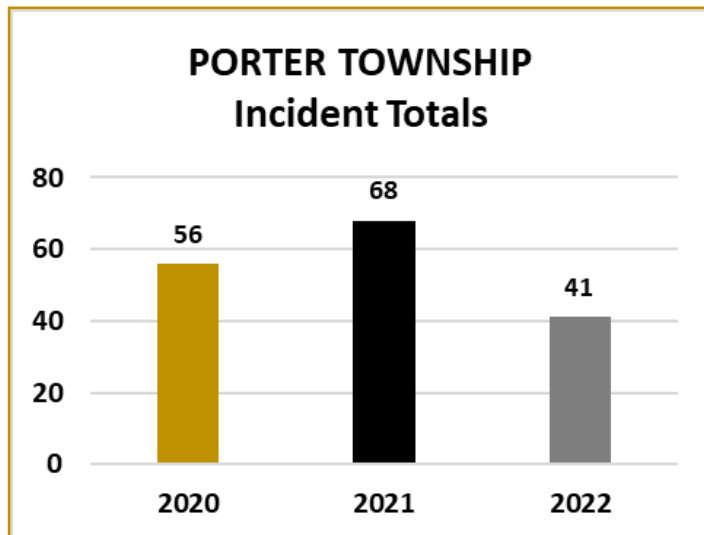


PORTER TOWNSHIP

Criminal & Other Incidents ~ 3-Year Comparison

Delaware County Sheriff's Office

	2020	2021	2022
Traffic Stop	5	16	3
Domestic	17	14	3
Burglary	0	0	3
Juvenile-Unruly/Runaway	0	0	1
Theft (retail, vehicle, credit card)	7	8	6
Theft Of Identity	0	10	5
Theft From Vehicle	0	1	0
D.O.A	2	2	1
Vandalism	6	2	4
Animal Call	3	4	4
Harassment/Threats	6	6	2
Forgery/Bad Check	1	0	0
Drug/Narcotic	1	1	0
Sex Offense/Rape	2	1	2
Suicide Attempt	1	1	5
Missing Person	0	0	1
Mental Health Crisis	1	0	1
Suspicious Activity	0	1	NA
Suspicious Person/Vehicle	4	1	NA
TOTAL	56	68	41



New Reporting Database: in the fall of 2021, the Sheriff's Office switched to a new reporting system, which impacts how certain incidents are labeled. This makes for some misleading data when compared to previous years, thus, the explanations below are provided to help clarify.

- **Domestic**—we now take reports only where criminal activity occurred; past years included all calls that were investigated.
- **Sex Offense**—now we include any case where we assisted other agencies in their investigation, not just the Sheriff's Office cases.
- **Suspicious Activity/Person**—these are now labeled as to the actual crime or activity once it was determined; previous years were labeled by how the call came in. These include numerous categories such as drugs, unruly juvenile, vandalism, thefts, mental health crisis, etc.

Theft of Identity: throughout Ohio and much of the nation in 2021, there was a significant increase in fraudulent unemployment filings.

Please note this list is not all-inclusive; some non-criminal activity has been omitted, such as civil complaints, disabled vehicles, found property, well-being checks, loud disturbances, etc.

For more information: sheriffinfo@co.delaware.oh.us or (740) 833-2817



Twitter @DelCoSheriff



Facebook & Instagram @DelawareCoSheriff



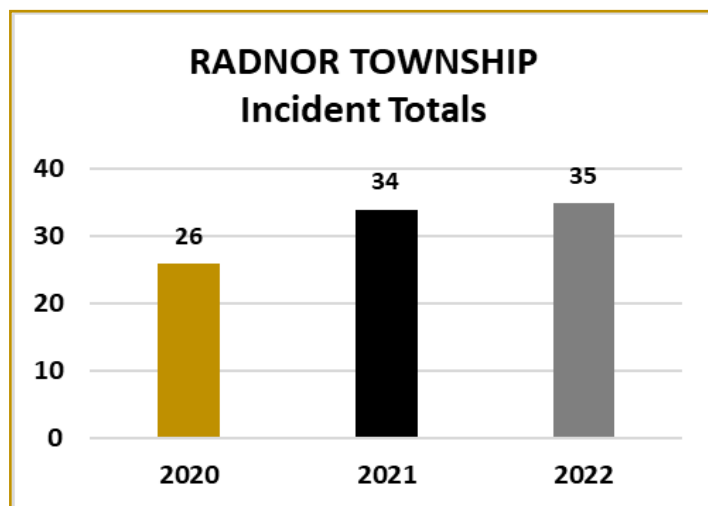
www.delawarecountysheriff.com

RADNOR TOWNSHIP

Criminal & Other Incidents ~ 3-Year Comparison

Delaware County Sheriff's Office

	2020	2021	2022
Traffic Stop	3	1	10
Domestic	1	3	2
Theft (retail, vehicle, credit card)	4	8	10
Theft Of Identity	2	10	3
Theft From Vehicle	1	2	0
Burglary and B&E	0	0	0
Mental Health Crisis	2	0	0
D.O.A	2	1	1
Suicide Attempt	2	1	0
Suicide	0	1	0
Forgery/Bad Check	0	0	0
Vandalism	1	2	2
Juvenile-Unruly/Runaway	0	1	0
Harassment/Threats	1	0	3
Animal Call	2	1	2
Assault	1	2	0
Sex Offense/Rape	1	0	1
Drug/Narcotic	0	1	1
Suspicious Person/Vehicle	3	0	NA
TOTAL	26	34	35



New Reporting Database: in the fall of 2021, the Sheriff's Office switched to a new reporting system, which impacts how certain incidents are labeled. This makes for some misleading data when compared to previous years, thus, the explanations below are provided to help clarify.

- **Domestic**—we now take reports only where criminal activity occurred; past years included all calls that were investigated.
- **Sex Offense**—now we include any case where we assisted other agencies in their investigation, not just the Sheriff's Office cases.
- **Suspicious Activity/Person**—these are now labeled as to the actual crime or activity once it was determined; previous years were labeled by how the call came in. These include numerous categories such as drugs, unruly juvenile, vandalism, thefts, mental health crisis, etc.

Theft of Identity: throughout Ohio and much of the nation in 2021, there was a significant increase in fraudulent unemployment filings.

Please note this list is not all-inclusive; some non-criminal activity has been omitted, such as civil complaints, disabled vehicles, found property, well-being checks, loud disturbances, etc.

For more information: sheriffinfo@co.delaware.oh.us or (740) 833-2817



Twitter @DelCoSheriff



Facebook & Instagram @DelawareCoSheriff



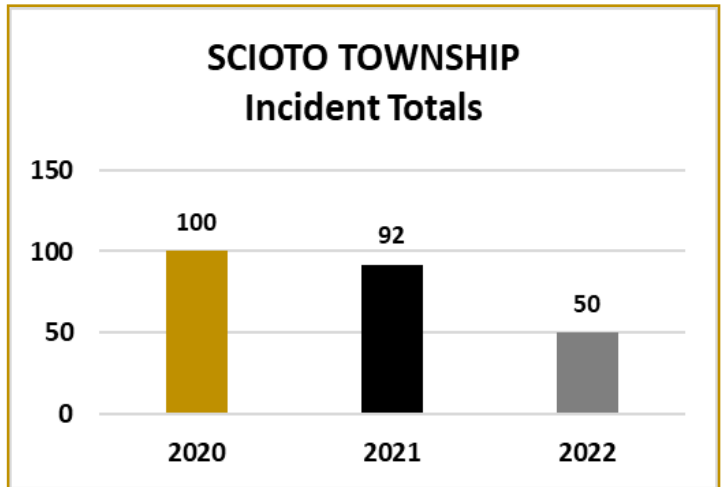
www.delawarecountysheriff.com

SCIOTO TOWNSHIP

Criminal & Other Incidents ~ 3-Year Comparison

Delaware County Sheriff's Office

	2020	2021	2022
Traffic Stop	27	20	18
Theft (retail, vehicle, credit card)	12	13	9
Theft from Vehicle	1	2	0
Theft Of Identity	6	15	2
Domestic	14	11	3
Animal Call	6	1	1
Burglary and B&E	4	2	2
Juvenile-Unruly/Runaway	1	0	0
Harassment/Threats	7	8	6
Assault	2	1	1
Drug/Narcotic	0	2	0
Missing Person	1	0	0
D.O.A	2	3	2
Vandalism	5	2	0
Drunk	0	1	0
Sex Offense/Rape	2	0	0
Mental Health Crisis	1	2	3
Suicide Attempt	4	5	1
Suicide	0	1	0
Forgery/Bad Check	0	1	1
Shooting/Stabbing	0	0	1
Fight	0	1	0
Suspicious Activity	1	1	NA
Suspicious Vehicle/Person	4	0	NA
TOTAL	100	92	50



New Reporting Database: in the fall of 2021, the Sheriff's Office switched to a new reporting system, which impacts how certain incidents are labeled. This makes for some misleading data when compared to previous years, thus, the explanations below are provided to help clarify.

- **Domestic**—we now take reports only where criminal activity occurred; past years included all calls that were investigated.
- **Sex Offense**—now we include any case where we assisted other agencies in their investigation, not just the Sheriff's Office cases.
- **Suspicious Activity/Person**—these are now labeled as to the actual crime or activity once it was determined; previous years were labeled by how the call came in. These include numerous categories such as drugs, unruly juvenile, vandalism, thefts, mental health crisis, etc.

Theft of Identity: throughout Ohio and much of the nation in 2021, there was a significant increase in fraudulent unemployment filings.

Please note this list is not all-inclusive; some non-criminal activity has been omitted, such as civil complaints, disabled vehicles, found property, well-being checks, loud disturbances, etc.

For more information: sheriffinfo@co.delaware.oh.us or (740) 833-2817



www.delawarecountysheriff.com



Twitter @DelCoSheriff



Facebook & Instagram @DelawareCoSheriff

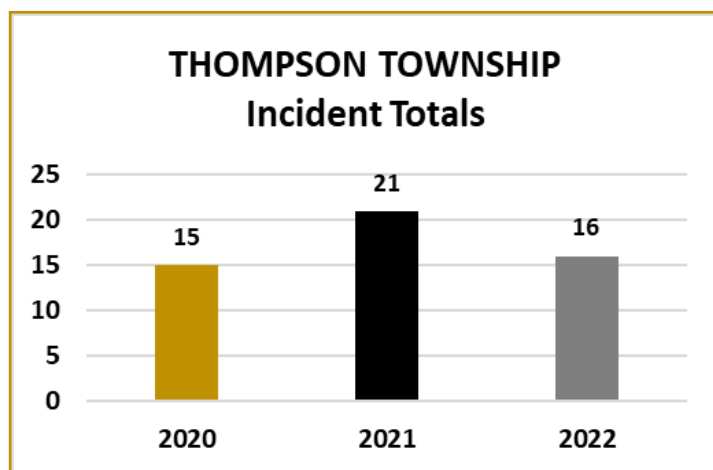


THOMPSON TOWNSHIP

Criminal & Other Incidents ~ 3-Year Comparison

Delaware County Sheriff's Office

	2020	2021	2022
Traffic Stop	1	0	3
Theft (retail, vehicle, credit card)	2	1	5
Theft From Vehicle	1	2	0
Theft Of Identity	1	5	1
Domestic	3	4	0
Juvenile-Unruly/Runaway	0	1	1
D.O.A	0	2	1
Sex Offense/Rape	2	0	0
Assault	0	0	1
Drug/Narcotic	1	1	0
Mental Health Crisis	0	0	0
Burglary and B&E	1	1	1
Forgery/Bad Check	0	1	0
Harassment/Threats	2	2	0
Suicide Attempt	1	1	2
Vandalism	0	0	1
TOTAL	15	21	16



New Reporting Database: in the fall of 2021, the Sheriff's Office switched to a new reporting system, which impacts how certain incidents are labeled. This makes for some misleading data when compared to previous years, thus, the explanations below are provided to help clarify.

- **Domestic**—we now take reports only where criminal activity occurred; past years included all calls that were investigated.
- **Sex Offense**—now we include any case where we assisted other agencies in their investigation, not just the Sheriff's Office cases.
- **Suspicious Activity/Person**—these are now labeled as to the actual crime or activity once it was determined; previous years were labeled by how the call came in. These include numerous categories such as drugs, unruly juvenile, vandalism, thefts, mental health crisis, etc.

Theft of Identity: throughout Ohio and much of the nation in 2021, there was a significant increase in fraudulent unemployment filings.

Please note this list is not all-inclusive; some non-criminal activity has been omitted, such as civil complaints, disabled vehicles, found property, well-being checks, loud disturbances, etc.

For more information: sheriffinfo@co.delaware.oh.us or (740) 833-2817



Twitter @DelCoSheriff



Facebook & Instagram @DelawareCoSheriff



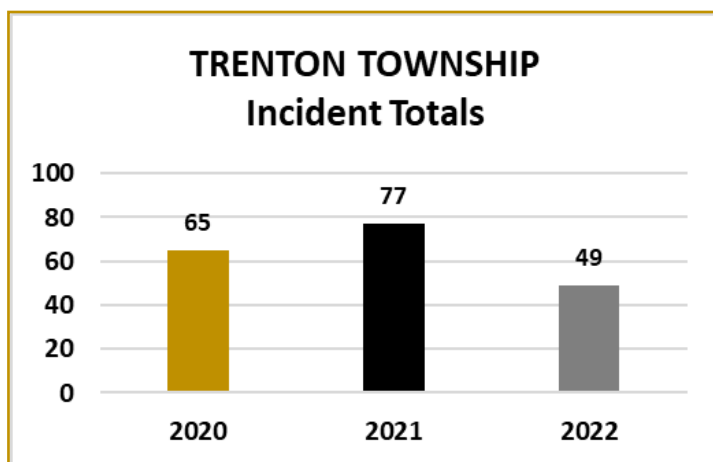
www.delawarecountysheriff.com

TRENTON TOWNSHIP

Criminal & Other Incidents ~ 3-Year Comparison

Delaware County Sheriff's Office

	2020	2021	2022
Traffic Stop	14	20	8
Domestic	12	3	5
Theft (retail, vehicle, credit card)	4	12	14
Theft Of Identity	2	17	1
Theft From Vehicle	0	0	2
Harassment/Threats	6	2	1
Burglary and B&E	4	2	6
Vandalism	3	0	1
Animal Call	5	5	0
Suicide Attempt	1	1	0
Juvenile-Unruly/Runaway	3	5	2
Assault	2	2	0
Sex Offense/Rape	0	1	1
D.O.A	2	2	5
Shooting/Stabbing	0	0	1
Mental Health Crisis	1	1	2
Suspicious Activity	3	0	NA
Suspicious Person/Vehicle	3	4	NA
TOTAL	65	77	49



New Reporting Database: in the fall of 2021, the Sheriff's Office switched to a new reporting system, which impacts how certain incidents are labeled. This makes for some misleading data when compared to previous years, thus, the explanations below are provided to help clarify.

- **Domestic**—we now take reports only where criminal activity occurred; past years included all calls that were investigated.
- **Sex Offense**—now we include any case where we assisted other agencies in their investigation, not just the Sheriff's Office cases.
- **Suspicious Activity/Person**—these are now labeled as to the actual crime or activity once it was determined; previous years were labeled by how the call came in. These include numerous categories such as drugs, unruly juvenile, vandalism, thefts, mental health crisis, etc.

Theft of Identity: throughout Ohio and much of the nation in 2021, there was a significant increase in fraudulent unemployment filings.

Please note this list is not all-inclusive; some non-criminal activity has been omitted, such as civil complaints, disabled vehicles, found property, well-being checks, loud disturbances, etc.

For more information: sheriffinfo@co.delaware.oh.us or (740) 833-2817



Twitter @DelCoSheriff



Facebook & Instagram @DelawareCoSheriff



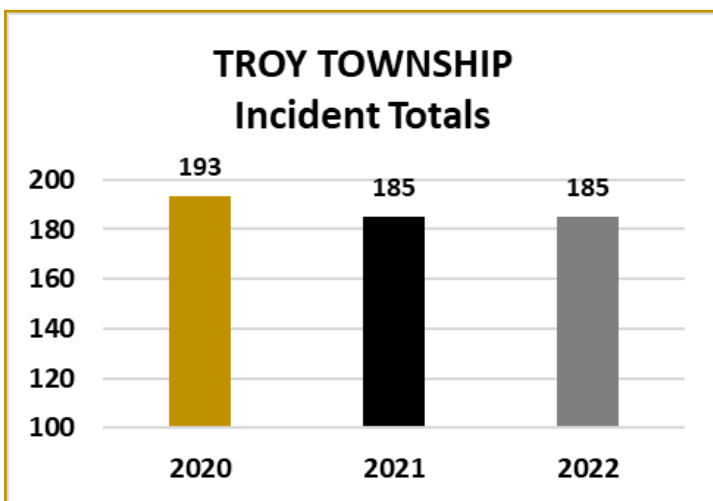
www.delawarecountysheriff.com

TROY TOWNSHIP

Criminal & Other Incidents ~ 3-Year Comparison

Delaware County Sheriff's Office

	2020	2021	2022
Traffic Stop	77	73	92
Domestic	21	19	11
Theft (retail, vehicle, credit card)	21	11	18
Theft Of Identity	0	17	5
Theft From Vehicle	11	2	6
Juvenile-Unruly/Runaway	6	8	8
Sex Offense/Rape	5	1	6
Suicide Attempt	8	11	7
Harassment/Threats	11	10	10
Drug/Narcotic	3	6	1
Burglary and B&E	1	4	4
Vandalism	7	6	4
Assault	0	4	6
Animal Call	0	1	0
Missing Person	1	0	0
D.O.A	0	2	1
Drunk	1	0	1
Mental Health Crisis	7	7	4
Shooting/Stabbing	1	0	0
Fight	2	0	1
Suspicious Person/Vehicle	8	2	NA
Suspicious Activity	2	1	NA
TOTAL	193	185	185



New Reporting Database: in the fall of 2021, the Sheriff's Office switched to a new reporting system, which impacts how certain incidents are labeled. This makes for some misleading data when compared to previous years, thus, the explanations below are provided to help clarify.

- **Domestic**—we now take reports only where criminal activity occurred; past years included all calls that were investigated.
- **Sex Offense**—now we include any case where we assisted other agencies in their investigation, not just the Sheriff's Office cases.
- **Suspicious Activity/Person**—these are now labeled as to the actual crime or activity once it was determined; previous years were labeled by how the call came in. These include numerous categories such as drugs, unruly juvenile, vandalism, thefts, mental health crisis, etc.

Theft of Identity: throughout Ohio and much of the nation in 2021, there was a significant increase in fraudulent unemployment filings.

Please note this list is not all-inclusive; some non-criminal activity has been omitted, such as civil complaints, disabled vehicles, found property, well-being checks, loud disturbances, etc.

For more information: sheriffinfo@co.delaware.oh.us or (740) 833-2817



Twitter @DelCoSheriff



Facebook & Instagram @DelawareCoSheriff



www.delawarecountysheriff.com