

2021



Annual Report

Delaware County continues to top the charts as one of the fastest growing counties in Ohio, and while experts and history will often show that “with growth in population, comes growth in crime,” Delaware County deviates from the norm and is unique. Our overall crime rate has not significantly increased. In fact, many areas have seen decreases over time.

When we say Delaware County remains a safe place to work, live, and raise a family, we have the numbers to back it. The following pages represent statistical data and information from your Delaware County Sheriff's Office about crime and other non-criminal activity.

For more information or if you have questions: sheriffinfo@co.delaware.oh.us or 740-833-2817.

Here are a few of our community engagement efforts, which keep us connected to those we serve.



Criminal & Other Law Enforcement Activity

Delaware County Sheriff's Office

	2021	2020	2019
Animal Call	78	75	80
Assault	63	53	54
B&E and Burglary	82	104	132
D.O.A	53	51	60
Domestic	503	489	501
Drug/Narcotic	87	76	105
Drunk	30	20	40
Fight	15	29	33
Forgery/Bad Check	38	35	59
Harassment/Threats	207	194	187
Homicide	1	0	3
Juvenile-Unruly/Runaway	154	161	252
Mental Health Crisis	113	104	115
Missing Person	30	30	43
Rape	4	6	12
Robbery	10	12	4
Sex Offense	56	59	61
Shooting	6	4	3
Stabbing	0	0	2
Stolen Vehicle	56	50	45
Suicide	14	10	10
Suicide Attempt	150	130	193
Suspicious Activity	33	51	44
Suspicious Person/Vehicle	189	252	316
Theft From Vehicle	135	142	107
Theft Of Credit Card/Number	20	31	29
Theft Of Identity	665	214	159
Theft/Larceny	688	565	584
Traffic Stop	943	1354	2363
Vandalism	101	145	132
TOTAL	4524	4446	5728

NOTE: not all reports/incidents are listed due to space limitations. Those include both criminal and non-criminal incidents such as civil complaints, disabled vehicles, found property, well-being checks, loud disturbances, etc.



By the Numbers

21

felony indictments on Drug Traffickers in our County AND it is also the number of lives lost to drug overdoses.

Fentanyl and fentanyl/cocaine combos proved the most deadly.

100 complaints of drug activity by citizens and other agencies were investigated.

11% decrease

in the number of reported Domestic Violence cases, with a total of 131 — compared to 147 in 2020.

71,756

items released by our staff of three in response to Public Records and prosecutor requests. Items included body worn camera video, incident reports, cruiser dash camera video, etc. A 43% increase over 2020.

211% increase

in Identity Thefts — due in large part to false unemployment claims!

22,840 students

were taught safety lessons by School Resource Officers in grades K-12 — an 18% increase over the 2019 school year.

22% decrease

in Burglaries and Breaking & Entering.

30% decrease

in Vandalisms.

25% increase

in the number of Concealed Handgun Licenses issued: from 2,442 in 2020 to 3,041 in 2021.

14

lives lost to Suicide. An increase from 10 in 2020.

HelpLine Crisis Hotline:
CALL 2-1-1 or TEXT 898211



By the Numbers & Worth Noting

45

cases with fingerprint evidence submitted to the Automated Fingerprint ID System, with 18 possible suspects identified.

\$320,355.

was the average foreclosed property sale price, with 31 foreclosures received and 9 sold.

5

times the County's multi-agency Child Abduction Response Team was called to aid in the search for missing children.

29

calls for our multi-agency Delaware Tactical Unit, including 13 for warrant service; and 24 uses of our negotiators.

47

citations were issued for overweight trucks, with a total weight violation of 710,360 pounds.

JAIL POPULATION

2,863 inmates booked into the jail, a 3% increase over 2020.

Gender: 74% male; 26% female.

Race: 71% white; 24% black; 5% other.

Residency: 26% from Delaware County; 74% from outside of the County.

Average length of stay: 22 days, compared to 20 in 2020.

Rate of Recidivism: 23% for inmates participating in the LINC jail programs & services, compared to 54% for the general inmate population. LINC is a state-funded program for inmates who meet specific criteria.

STAFF COMPOSITION

230 total employees

- 112 commissioned deputies
- 62 corrections officers
- 56 civilians

19% supervisors

33% female
3% black

13,218 hours of training completed by employees.

38,482

Inbound/outbound calls handled by 13 dispatchers.

423

cases assigned for investigation by the 10 detectives who comprise the Detective Unit.

296

cases handled by our two Victim Advocates, who walk victims through the court system, offer guidance, and provide referral/support services.

221

uses of our 3-member Canine Unit, from narcotic sniffs and burglary-in-progress response to warrant service assists and suspect apprehension.

1,269

inmate transports to and from medical appointments, court, prison, etc.

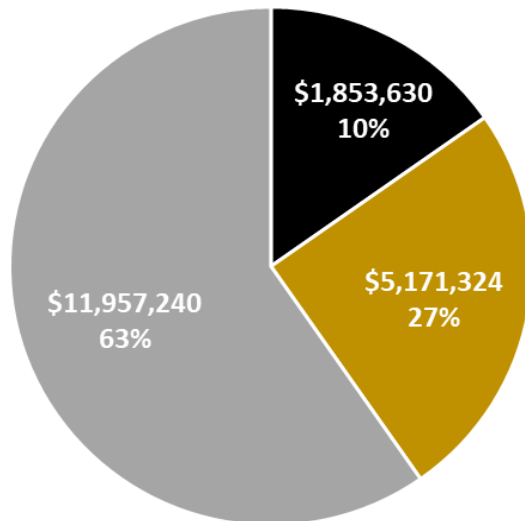


2021 Financials

The bulk of the Sheriff's Office funding comes from taxes, which are then allocated to our agency by the Delaware County Commissioners.

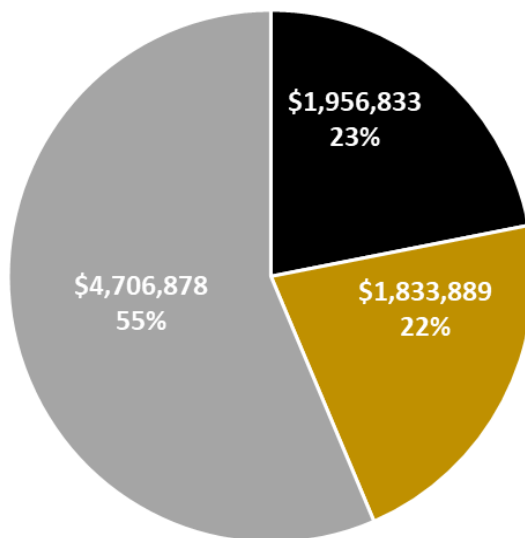
Funding = \$29,319,888.

Expenses = \$27,479,794. (See expenses breakdown below.)



PATROL & ADMINISTRATIVE = \$18,982,194.

- Materials, Equipment, Supplies
- Benefits & Training
- Salary



JAIL = \$8,497,600

- Materials, Equipment, Supplies
- Benefits & Training
- Salary

Delaware County, OHIO, Sheriff's Office

VISION *Protecting People, Their Property, and Their Rights.*

MISSION *Legitimacy through Protecting and Serving with Empathy, Competency, and Diligence. To be known as one of Ohio's finest by Upholding the Constitution and Applying the Rule of Law.*

CORE VALUES *Integrity . Courage . Discipline . Loyalty . Diligence . Humility . Optimism . Conviction*



TOWNSHIP Data—2021 Annual Report

Delaware County Sheriff's Office

The following pages contain criminal and other statistics broken down by Township, with the exception of Genoa Township, which has its own police force. We work closely in partnership with Genoa Township Police, but do not track their statistics.

For additional information on the township data provided here, please contact us: sheriffinfo@co.delaware.oh.us or 740-833-2817

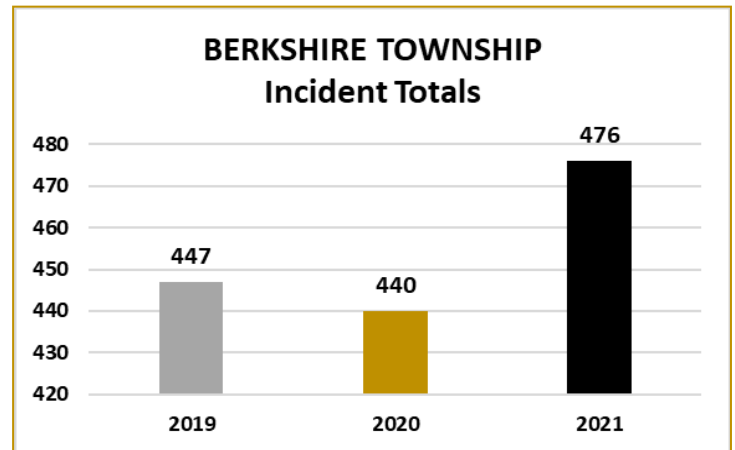


BERKSHIRE TOWNSHIP

Criminal & Other Incidents ~ 3-Year Comparison

Delaware County Sheriff's Office

	2019	2020	2021
Traffic Stop	167	167	162
Theft/Larcency	147	111	127
Domestic	21	24	30
Suspicious Person/Vehicle	23	26	21
Suspicious Activity	0	1	2
Theft From Vehicle	9	16	22
Harassment/Threats	15	11	9
Animal Call	7	8	4
Suicide Attempt	6	11	7
Assault	2	1	3
Forgery/Bad Check	4	8	3
Mental Health Crisis	6	1	3
Vandalism	5	5	4
Drunk	1	1	1
Theft Of Credit Card/Number	1	3	2
Theft Of Identity	2	10	27
Drug / Narcotic	1	6	12
Stolen Vehicle	3	4	10
Missing Person	0	1	2
D.O.A	3	3	4
Juvenile-Unruly/Runaway	8	12	12
Sex Offense	4	2	5
Suicide	2	0	0
Burglary and B&E	9	4	3
Rape	0	3	0
Robbery	1	1	1
TOTAL	447	440	476



Please note:

This list does not include all non-criminal activity, due to space limitations. These would include well-being checks, found property, crashes, information-only reports, etc.

Like many communities throughout the U.S., Delaware County saw a significant increase in thefts of identity, namely due to fraudulent unemployment claims.



www.delawarecountysheriff.com



Twitter @DelCoSheriff



Facebook & Instagram @DelawareCoSheriff

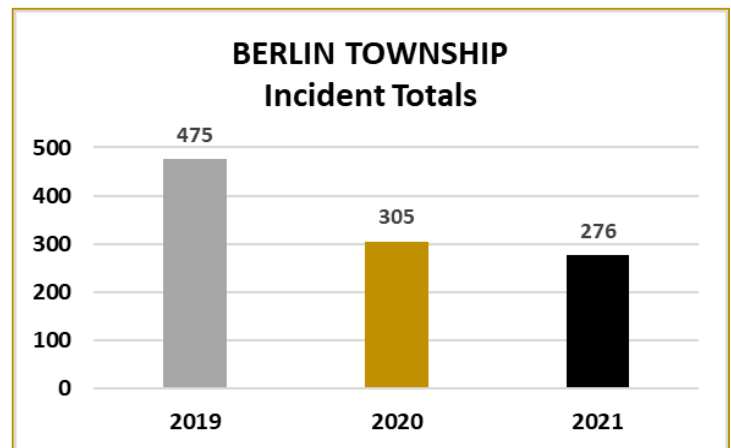


BERLIN TOWNSHIP

Criminal & Other Incidents ~ 3-Year Comparison

Delaware County Sheriff's Office

	2019	2020	2021
Traffic Stop	276	118	77
Domestic	28	32	18
Theft/Larceny	25	22	31
Harassment/Threats	17	12	16
Theft Of Identity	11	11	38
Suicide Attempt	18	13	8
Juvenile-Unruly/Runaway	15	9	11
Vandalism	8	12	8
Mental Health Crisis	11	5	8
Burglary and B&E	19	5	7
Theft Of Credit Card/Number	1	4	1
Theft From Vehicle	7	10	7
Sex Offense	5	4	8
Suspicious Person/Vehicle	13	14	9
Stolen Vehicle	1	5	4
Drug / Narcotic	2	2	7
Animal Call	1	6	4
Rape	0	0	2
Drunk	0	1	0
D.O.A	7	5	1
Suspicious Activity	2	3	2
Suicide	1	0	1
Missing Person	2	5	1
Forgery/Bad Check	4	2	4
Assault	0	3	2
Robbery	0	2	1
Homicide	1	0	0
TOTAL	475	305	276



Please note:

This list does not include all non-criminal activity, due to space limitations. These would include well-being checks, found property, crashes, information-only reports, etc.

Like many communities throughout the U.S., Delaware County saw a significant increase in thefts of identity, namely due to fraudulent unemployment claims.



www.delawarecountysheriff.com



Twitter @DelCoSheriff



Facebook & Instagram @DelawareCoSheriff

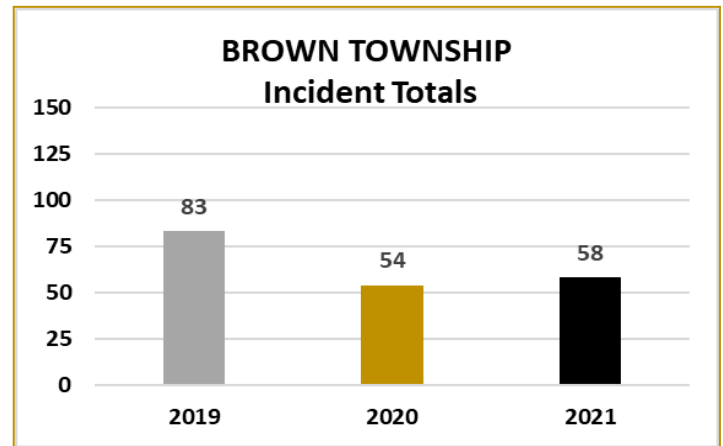


BROWN TOWNSHIP

Criminal & Other Incidents ~ 3-Year Comparison

Delaware County Sheriff's Office

	2019	2020	2021
Traffic Stop	23	13	15
Juvenile-Unruly/Runaway	23	4	5
Domestic	5	11	3
Suicide Attempt	4	1	1
Suspicious Vehicle/Person	2	3	1
Vandalism	2	1	3
Harassment/Threats	2	4	3
Theft/Larceny	5	1	5
Drug / Narcotic	2	1	0
Mental Health Crisis	2	4	1
Theft Of Identity	0	2	10
Theft From Vehicle	0	3	3
Sex Offense	1	0	1
Drunk	0	1	0
Suicide	0	0	1
Theft Of Credit Card/Number	0	0	0
Assault	1	2	0
Animal Call	4	1	3
D.O.A	3	1	2
Burglary and B&E	4	0	1
Robbery	0	1	0
TOTAL	83	54	58



Please note:

This list does not include all non-criminal activity, due to space limitations. These would include well-being checks, found property, crashes, information-only reports, etc.

Like many communities throughout the U.S., Delaware County saw a significant increase in thefts of identity, namely due to fraudulent unemployment claims.



www.delawarecountysheriff.com



Twitter @DelCoSheriff



Facebook & Instagram @DelawareCoSheriff

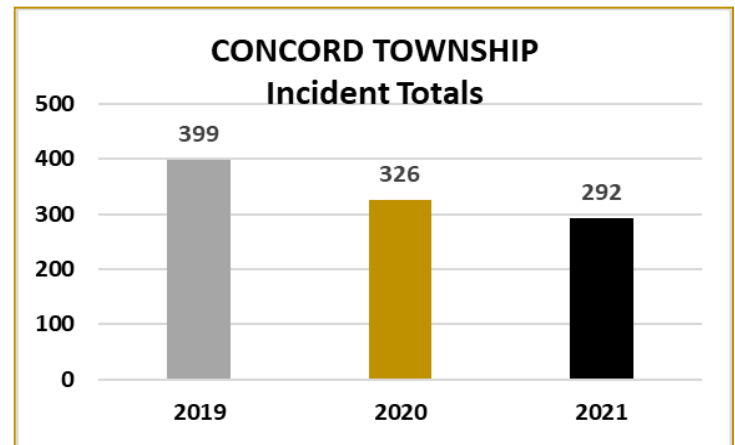


CONCORD TOWNSHIP

Criminal & Other Incidents ~ 3-Year Comparison

Delaware County Sheriff's Office

	2019	2020	2021
Traffic Stop	217	95	44
Theft Of Identity	18	45	87
Domestic	45	42	25
Theft From Vehicle	9	9	8
Theft/Larceny	28	23	36
Suicide Attempt	12	11	17
Vandalism	9	6	9
Juvenile-Unruly/Runaway	5	1	4
Harassment/Threats	10	14	20
Theft Of Credit Card/Number	3	0	3
Burglary and B&E	6	14	1
Suspicious Person/Vehicle	5	21	9
Suspicious Activity	5	5	1
Mental Health Crisis	6	12	3
D.O.A	2	4	2
Stolen Vehicle	0	3	4
Rape	3	0	0
Drug / Narcotic	2	3	0
Sex Offense	3	2	5
Suicide	0	1	1
Forgery/Bad Check	0	2	3
Animal Call	5	7	2
Assault	1	3	6
Missing Person	5	3	2
TOTAL	399	326	292



Please note:

This list does not include all non-criminal activity, due to space limitations. These would include well-being checks, found property, crashes, information-only reports, etc.

Like many communities throughout the U.S., Delaware County saw a significant increase in thefts of identity, namely due to fraudulent unemployment claims.



www.delawarecountysheriff.com



Twitter @DelCoSheriff



Facebook & Instagram @DelawareCoSheriff

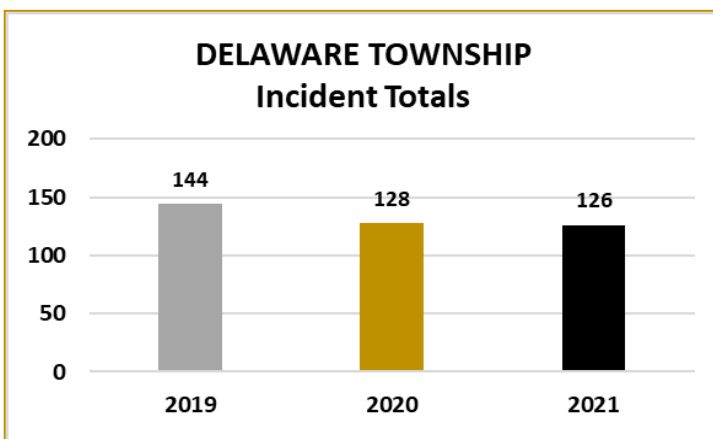


DELAWARE TOWNSHIP

Criminal & Other Incidents ~ 3-Year Comparison

Delaware County Sheriff's Office

	2019	2020	2021
Traffic Stop	68	46	47
Domestic	14	22	10
Theft Of Identity	5	1	18
Theft/Larceny	10	9	13
Harassment/Threats	2	4	8
Suicide Attempt	7	6	3
Juvenile-Unruly/Runaway	7	1	4
Theft From Vehicle	1	1	1
Stolen Vehicle	0	3	0
Animal Call	4	1	2
D.O.A	3	1	3
Theft Of Credit Card/Number	1	0	1
Mental Health Crisis	2	2	2
Assault	3	0	4
Forgery/Bad Check	1	0	1
Vandalism	3	3	0
Drug / Narcotic	2	1	1
Suspicious Person/Vehicle	2	12	4
Rape	0	0	0
Sex Offense	1	4	1
Missing Person	2	2	0
Shooting	0	1	0
Burglary and B&E	4	7	3
Drunk	1	0	0
Suspicious Activity	1	1	0
TOTAL	144	128	126



Please note:

This list does not include all non-criminal activity, due to space limitations. These would include well-being checks, found property, crashes, information-only reports, etc.

Like many communities throughout the U.S., Delaware County saw a significant increase in thefts of identity, namely due to fraudulent unemployment claims.



Twitter @DelCoSheriff



Facebook & Instagram @DelawareCoSheriff



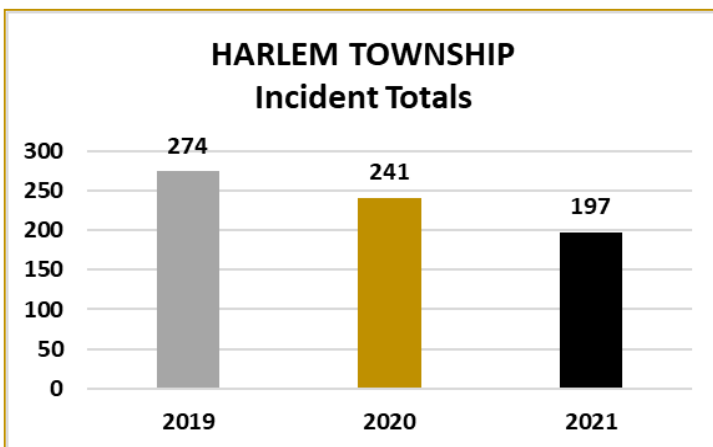
www.delawarecountysheriff.com

HARLEM TOWNSHIP

Criminal & Other Incidents ~ 3-Year Comparison

Delaware County Sheriff's Office

	2019	2020	2021
Traffic Stop	127	63	30
Domestic	34	48	33
Theft Of Identity	9	10	30
Theft/Larceny	5	14	17
Harassment/Threats	13	19	16
Suicide Attempt	15	7	11
Juvenile-Unruly/Runaway	8	9	14
Assault	2	2	2
Animal Call	8	13	5
D.O.A	1	8	6
Suspicious Person/Vehicle	9	9	3
Theft Of Credit Card/Number	0	1	2
Mental Health Crisis	4	1	2
Burglary and B&E	9	7	8
Theft From Vehicle	8	4	1
Drug / Narcotic	0	0	3
Fight	2	1	1
Vandalism	7	11	7
Suspicious Activity	2	6	0
Rape	1	0	1
Forgery/Bad Check	1	2	2
Drunk	2	1	0
Stolen Vehicle	7	2	2
Gun - Person With	0	2	1
Robbery	0	0	0
Missing Person	0	1	0
TOTAL	274	241	197



Please note:

This list does not include all non-criminal activity, due to space limitations. These would include well-being checks, found property, crashes, information-only reports, etc.

Like many communities throughout the U.S., Delaware County saw a significant increase in thefts of identity, namely due to fraudulent unemployment claims.



Twitter @DelCoSheriff



Facebook & Instagram @DelawareCoSheriff



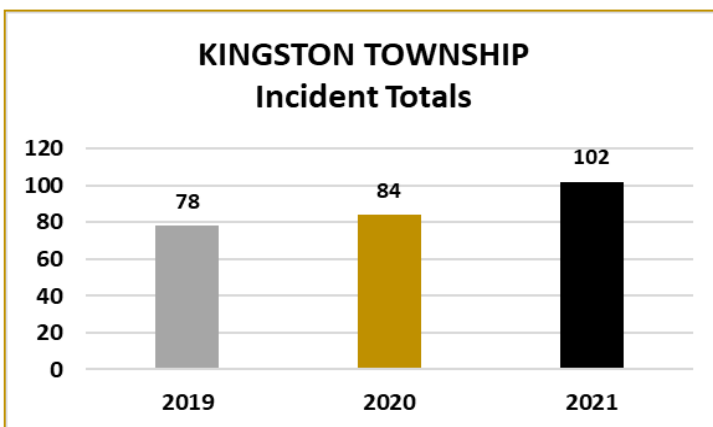
www.delawarecountysheriff.com

KINGSTON TOWNSHIP

Criminal & Other Incidents ~ 3-Year Comparison

Delaware County Sheriff's Office

	2019	2020	2021
Traffic Stop	32	26	38
Suicide Attempt	3	2	2
Domestic	11	9	10
Theft/Larceny	4	3	8
Mental Health Crisis	4	1	2
Vandalism	4	5	4
Harassment/Threats	1	8	2
Suspicious Activity	0	3	0
Burglary and B&E	3	1	1
D.O.A	0	5	2
Juvenile-Unruly/Runaway	1	4	0
Animal Call	6	2	2
Suspicious Vehicle/Person	3	3	1
Fight	1	0	1
Theft Of Credit Card/Number	0	0	0
Assault	0	0	1
Theft Of Identity	3	6	17
Suicide	0	1	3
Theft From Vehicle	0	0	2
Stolen Vehicle	0	1	4
Drug / Narcotic	1	1	1
Sex Offense	1	3	1
Rape	0	0	0
Missing Child	0	0	0
TOTAL	78	84	102



Please note:

This list does not include all non-criminal activity, due to space limitations. These would include well-being checks, found property, crashes, information-only reports, etc.

Like many communities throughout the U.S., Delaware County saw a significant increase in thefts of identity, namely due to fraudulent unemployment claims.



Twitter @DelCoSheriff



Facebook & Instagram @DelawareCoSheriff



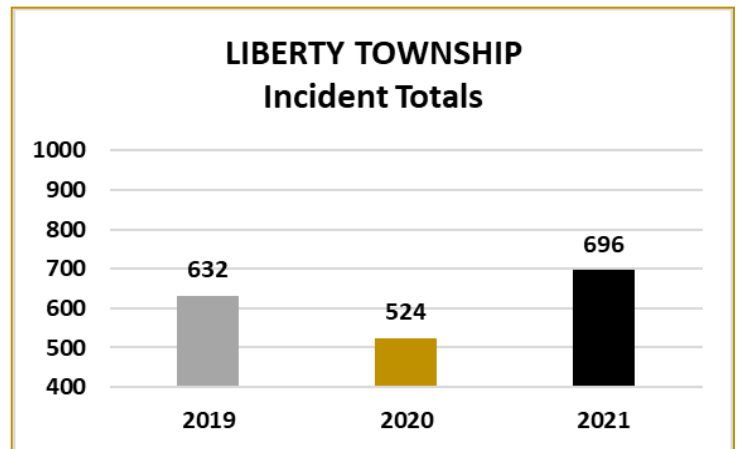
www.delawarecountysheriff.com

LIBERTY TOWNSHIP

Criminal & Other Incidents ~ 3-Year Comparison

Delaware County Sheriff's Office

	2019	2020	2021
Traffic Stop	157	103	91
Theft/Larceny	53	74	81
Domestic	68	68	45
Theft Of Identity	31	43	169
Theft From Vehicle	15	19	21
Suicide Attempt	25	23	24
Harassment/Threats	40	30	43
Burglary and B&E	14	14	25
Vandalism	26	18	27
Suspicious Activity	13	8	4
Suspicious Person/Vehicle	29	23	23
Mental Health Crisis	22	17	23
Juvenile-Unruly/Runaway	27	16	32
Drunk	10	3	1
Theft Of Credit Card/Number	6	7	3
Forgery/Bad Check	9	1	5
Drug / Narcotic	15	11	15
Animal Call	14	5	9
Sex Offense	9	6	10
Stolen Vehicle	7	7	9
Assault	13	5	13
D.O.A	9	5	10
Fight	6	7	2
Rape	1	1	0
Missing Person	8	5	5
Suicide	3	2	2
Knife - Person With	0	2	0
Gun - Person With	0	1	3
Robbery	1	0	1
Homicide	1	0	0
TOTAL	632	524	696



Please note:

This list does not include all non-criminal activity, due to space limitations. These would include well-being checks, found property, crashes, information-only reports, etc.

Like many communities throughout the U.S., Delaware County saw a significant increase in thefts of identity, namely due to fraudulent unemployment claims.



www.delawarecountysheriff.com



Twitter @DelCoSheriff



Facebook & Instagram @DelawareCoSheriff

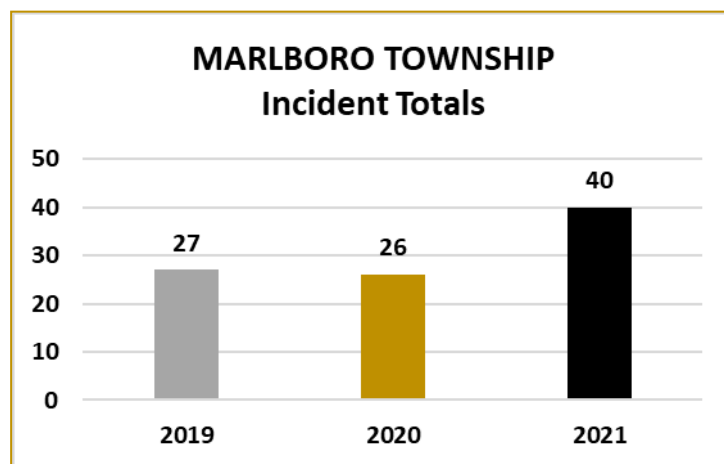


MARLBORO TOWNSHIP

Criminal & Other Incidents ~ 3-Year Comparison

Delaware County Sheriff's Office

	2019	2020	2021
Traffic Stop	13	18	26
Domestic	4	1	1
Animal Call	1	0	0
D.O.A.	2	0	1
Suicide Attempt	0	0	0
Assault	0	0	1
Burglary and B&E	0	1	0
Theft/Larceny	3	0	1
Vandalism	0	0	0
Juvenile-Unruly/Runaway	1	0	0
Suspicious Person/Vehicle	1	1	0
Theft Of Credit Card/Number	0	0	0
Theft Of Identity	0	0	3
Theft from Vehicle	2	0	0
Harassment/Threats	0	4	7
Sex Offense	0	0	0
Mental Health Crisis	0	0	0
Shooting	0	1	0
TOTAL	27	26	40



Please note:

This list does not include all non-criminal activity, due to space limitations. These would include well-being checks, found property, crashes, information-only reports, etc.

Like many communities throughout the U.S., Delaware County saw a significant increase in thefts of identity, namely due to fraudulent unemployment claims.



Twitter @DelCoSheriff



Facebook & Instagram @DelawareCoSheriff



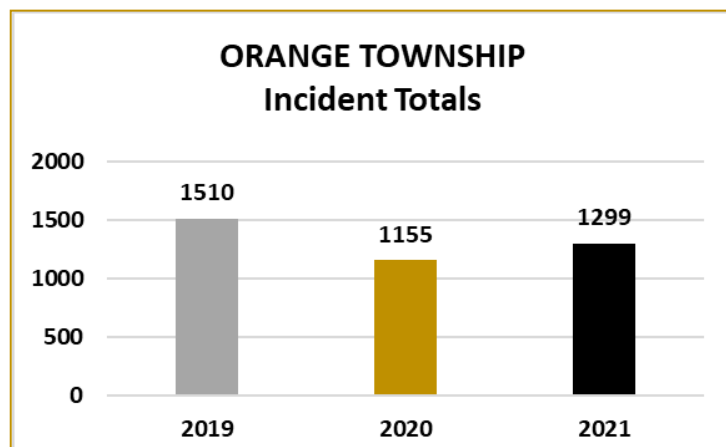
www.delawarecountysheriff.com

ORANGE TOWNSHIP

Criminal & Other Incidents ~ 3-Year Comparison

Delaware County Sheriff's Office

	2019	2020	2021
Traffic Stop	559	242	258
Theft/Larceny	235	243	301
Domestic	137	119	96
Theft From Vehicle	40	51	56
Juvenile-Unruly/Runaway	91	48	55
Theft Of Identity	41	65	175
Harassment/Threats	38	38	53
Suicide Attempt	49	27	39
Burglary and B&E	26	28	16
Drug / Narcotic	13	13	22
Vandalism	40	39	28
Suspicious Activity	11	12	5
Theft Of Credit Card/Number	8	10	6
Suspicious Person/Vehicle	73	84	46
Forgery/Bad Check	24	14	17
Mental Health Crisis	33	42	41
Assault	15	15	19
Sex Offense	10	9	15
D.O.A	9	6	8
Stolen Vehicle	10	12	15
Drunk	13	6	6
Animal Call	12	9	1
Robbery	1	8	6
Knife-Person With	0	2	0
Missing Person	15	4	5
Suicide	0	2	2
Rape	1	1	0
Homicide	0	0	1
Fight	6	6	7
TOTAL	1510	1155	1299



Please note:

This list does not include all non-criminal activity, due to space limitations. These would include well-being checks, found property, crashes, information-only reports, etc.

Like many communities throughout the U.S., Delaware County saw a significant increase in thefts of identity, namely due to fraudulent unemployment claims.



Twitter @DelCoSheriff



Facebook & Instagram @DelawareCoSheriff



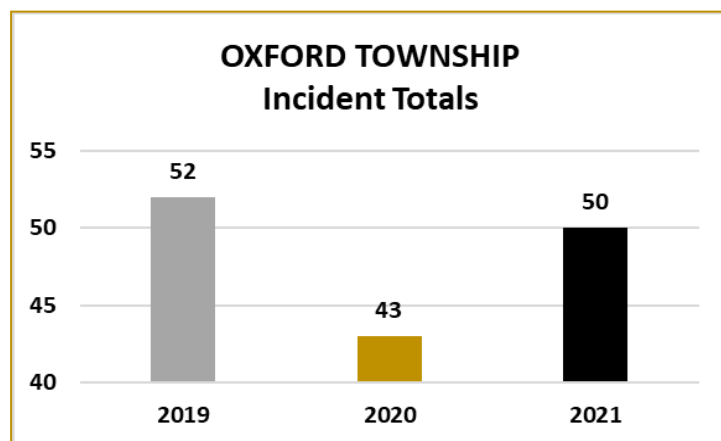
www.delawarecountysheriff.com

OXFORD TOWNSHIP

Criminal & Other Incidents ~ 3-Year Comparison

Delaware County Sheriff's Office

	2019	2020	2021
Traffic Stop	7	2	5
Domestic	15	12	7
Theft From Vehicle	0	3	2
Burglary and B&E	5	5	1
Theft/Larceny	1	2	8
Suicide Attempt	3	1	3
Harassment/Threats	3	1	1
Suspicious Activity	0	1	0
Sex Offense	1	0	2
Juvenile-Unruly/Runaway	3	2	3
Vandalism	4	2	1
Assault	1	2	0
Suspicious Person/Vehicle	4	4	5
Theft Of Identity	2	2	8
Drunk	0	1	0
Missing Person	1	0	0
Drug/Narcotic	0	0	0
D.O.A	1	2	1
Mental Health Crisis	1	1	3
TOTAL	52	43	50



Please note:

This list does not include all non-criminal activity, due to space limitations. These would include well-being checks, found property, crashes, information-only reports, etc.

Like many communities throughout the U.S., Delaware County saw a significant increase in thefts of identity, namely due to fraudulent unemployment claims.



Twitter @DelCoSheriff



Facebook & Instagram @DelawareCoSheriff



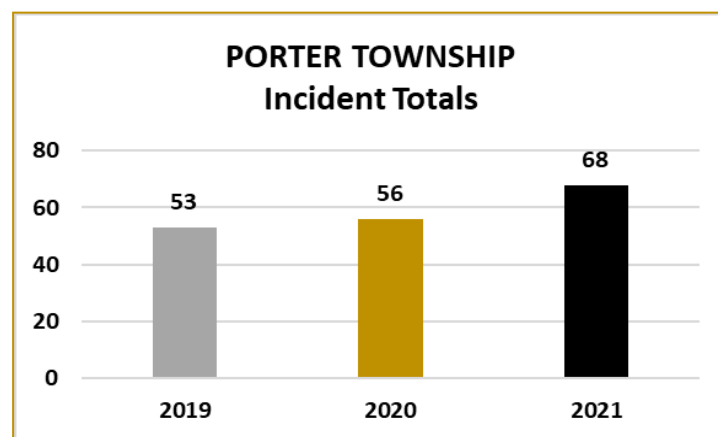
www.delawarecountysheriff.com

PORTER TOWNSHIP

Criminal & Other Incidents ~ 3-Year Comparison

Delaware County Sheriff's Office

	2019	2020	2021
Traffic Stop	1	5	16
Domestic	13	17	14
Burglary	1	0	0
Juvenile-Unruly/Runaway	4	0	0
Theft/Larceny	4	6	7
Suspicious Person/Vehicle	4	4	1
Theft Of Identity	6	0	10
D.O.A	1	2	2
Vandalism	4	6	2
Animal Call	2	3	4
Harassment/Threats	2	6	6
Forgery/Bad Check	0	1	0
Suspicious Activity	1	0	1
Drug / Narcotic	1	1	1
Sex Offense	1	2	1
Rape	1	0	0
Stolen Vehicle	3	1	1
Theft From Vehicle	1	0	1
Suicide Attempt	3	1	1
Mental Health Crisis	0	1	0
TOTAL	53	56	68



Please note:

This list does not include all non-criminal activity, due to space limitations. These would include well-being checks, found property, crashes, information-only reports, etc.

Like many communities throughout the U.S., Delaware County saw a significant increase in thefts of identity, namely due to fraudulent unemployment claims.



Twitter @DelCoSheriff



Facebook & Instagram @DelawareCoSheriff



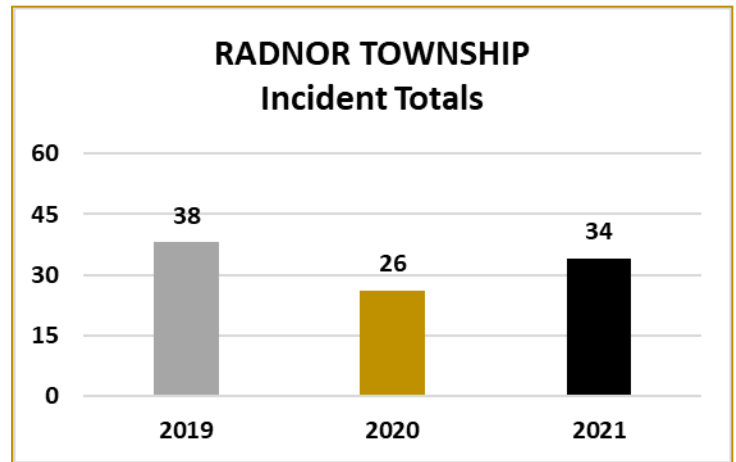
www.delawarecountysheriff.com

RADNOR TOWNSHIP

Criminal & Other Incidents ~ 3-Year Comparison

Delaware County Sheriff's Office

	2019	2020	2021
Traffic Stop	9	3	1
Theft Of Credit Card/Number	3	0	0
Domestic	2	1	3
Theft/Larceny	3	3	7
Burglary and B&E	1	0	0
Mental Health Crisis	1	2	0
Suspicious Person/Vehicle	3	3	0
D.O.A	5	2	1
Theft Of Identity	3	2	10
Suicide Attempt	2	2	1
Forgery/Bad Check	0	0	0
Vandalism	1	1	2
Suicide	0	0	1
Theft From Vehicle	1	1	2
Juvenile-Unruly/Runaway	0	0	1
Harassment/Threats	1	1	0
Animal Call	1	2	1
Assault	0	1	2
Sex Offense	0	1	0
Drug /Narcotic	0	0	1
Stolen Vehicle	2	1	1
TOTAL	38	26	34



Please note:

This list does not include all non-criminal activity, due to space limitations. These would include well-being checks, found property, crashes, information-only reports, etc.

Like many communities throughout the U.S., Delaware County saw a significant increase in thefts of identity, namely due to fraudulent unemployment claims.



www.delawarecountysheriff.com



Twitter @DelCoSheriff



Facebook & Instagram @DelawareCoSheriff

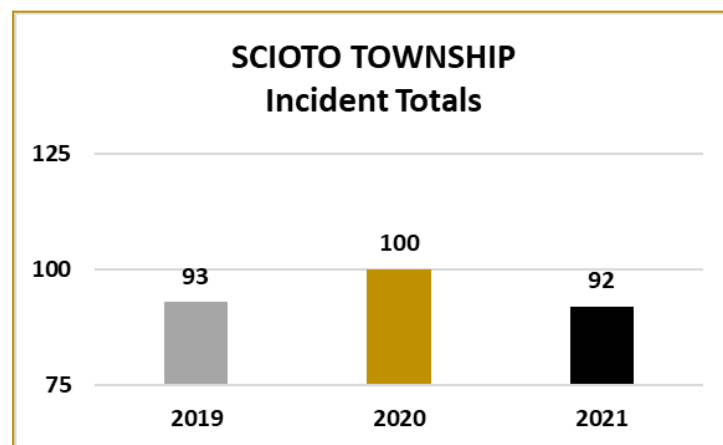


SCIOTO TOWNSHIP

Criminal & Other Incidents ~ 3-Year Comparison

Delaware County Sheriff's Office

	2019	2020	2021
Traffic Stop	29	27	20
Theft/Larceny	5	5	11
Domestic	16	14	11
Animal Call	2	6	1
Suspicious Activity	0	1	1
Suspicious Vehicle/Person	2	4	0
Burglary and B&E	11	4	2
Juvenile-Unruly/Runaway	2	1	0
Harassment/Threats	6	7	8
Assault	0	2	1
Theft Of Identity	2	6	15
Drug/Narcotic	0	0	2
Missing Person	2	1	0
Theft Of Credit Card/Number	0	5	0
D.O.A	3	2	3
Theft from Vehicle	2	1	2
Vandalism	2	5	2
Drunk	0	0	1
Sex Offense	1	2	0
Mental Health Crisis	1	1	2
Suicide Attempt	3	4	5
Suicide	1	0	1
Stolen Vehicle	2	2	2
Forgery/Bad Check	0	0	1
Fight	1	0	1
TOTAL	93	100	92



Please note:

This list does not include all non-criminal activity, due to space limitations. These would include well-being checks, found property, crashes, information-only reports, etc.

Like many communities throughout the U.S., Delaware County saw a significant increase in thefts of identity, namely due to fraudulent unemployment claims.



Twitter @DelCoSheriff



Facebook & Instagram @DelawareCoSheriff



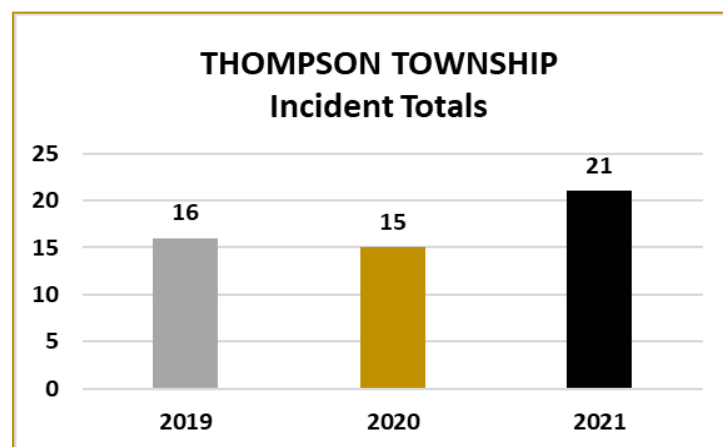
www.delawarecountysheriff.com

THOMPSON TOWNSHIP

Criminal & Other Incidents ~ 3-Year Comparison

Delaware County Sheriff's Office

	2019	2020	2021
Traffic Stop	3	1	0
Domestic	0	3	4
Theft From Vehicle	0	1	2
Juvenile-Unruly/Runaway	0	0	1
Theft Of Identity	0	1	5
D.O.A	1	0	2
Animal Call	1	0	0
Sex Offense	0	2	0
Drug/Narcotic	0	1	1
Mental Health Crisis	1	0	0
Theft/Larceny	1	1	1
Burglary and B&E	1	1	1
Forgery/Bad Check	1	0	1
Harassment/Threats	2	2	2
Suicide Attempt	3	1	1
Stolen Vehicle	0	1	0
Vandalism	2	0	0
TOTAL	16	15	21



Please note:

This list does not include all non-criminal activity, due to space limitations. These would include well-being checks, found property, crashes, information-only reports, etc.

Like many communities throughout the U.S., Delaware County saw a significant increase in thefts of identity, namely due to fraudulent unemployment claims.



Twitter @DelCoSheriff



Facebook & Instagram @DelawareCoSheriff



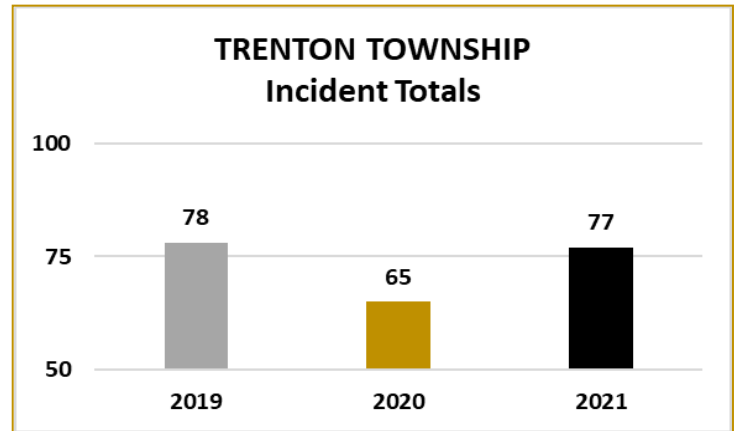
www.delawarecountysheriff.com

TRENTON TOWNSHIP

Criminal & Other Incidents ~ 3-Year Comparison

Delaware County Sheriff's Office

	2019	2020	2021
Traffic Stop	24	14	20
Domestic	12	12	3
Theft Of Identity	2	2	17
Harassment/Threats	3	6	2
Suspicious Person/Vehicle	4	3	4
Theft/Larceny	7	3	12
Burglary and B&E	5	4	2
Vandalism	1	3	0
Animal Call	7	5	5
Theft Of Credit Card/Number	1	0	0
Suicide	1	0	0
Suicide Attempt	2	1	1
Juvenile-Unruly/Runaway	2	3	5
Stolen Vehicle	1	1	0
Assault	1	2	2
Sex Offense	0	0	1
Forgery/Bad Check	2	0	0
Suspicious Activity	0	3	0
D.O.A	2	2	2
Theft From Vehicle	0	0	0
Mental Health Crisis	1	1	1
TOTAL	78	65	77



Please note:

This list does not include all non-criminal activity, due to space limitations. These would include well-being checks, found property, crashes, information-only reports, etc.

Like many communities throughout the U.S., Delaware County saw a significant increase in thefts of identity, namely due to fraudulent unemployment claims.



www.delawarecountysheriff.com



Twitter @DelCoSheriff



Facebook & Instagram @DelawareCoSheriff

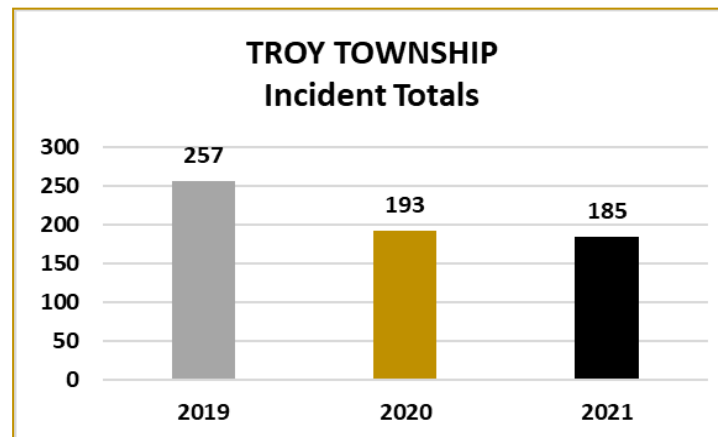


TROY TOWNSHIP

Criminal & Other Incidents ~ 3-Year Comparison

Delaware County Sheriff's Office

	2019	2020	2021
Traffic Stop	119	77	73
Domestic	32	21	19
Theft/Larceny	13	20	9
Juvenile-Unruly/Runaway	20	6	8
Sex Offense	4	4	1
Suicide Attempt	9	8	11
Harassment/Threats	11	11	10
Suspicious Person/Vehicle	7	8	2
Suspicious Activity	1	2	1
Drug / Narcotic	6	3	6
Theft Of Identity	4	0	17
Theft From Vehicle	0	11	2
Burglary and B&E	5	1	4
Vandalism	3	7	6
Forgery/Bad Check	1	0	0
Stolen Vehicle	1	1	2
Theft Of Credit Card/Number	3	0	0
Assault	2	0	4
Animal Call	1	0	1
Missing Person	1	1	0
D.O.A	3	0	2
Drunk	1	1	0
Mental Health Crisis	10	7	7
Suicide	0	0	0
Shooting	0	1	0
Fight	0	2	0
Rape	0	1	0
TOTAL	257	193	185



Please note:

This list does not include all non-criminal activity, due to space limitations. These would include well-being checks, found property, crashes, information-only reports, etc.

Like many communities throughout the U.S., Delaware County saw a significant increase in thefts of identity, namely due to fraudulent unemployment claims.



Twitter @DelCoSheriff



Facebook & Instagram @DelawareCoSheriff



www.delawarecountysheriff.com