



2019 Annual Report

The Delaware County Sheriff's Office provides the following statistical data and information on Delaware County crime and other law enforcement activity.

If you have questions concerning this document, please contact us:

sheriffinfo@co.delaware.oh.us

740-833-2817



Criminal & Other Law Enforcement Activity

Delaware County Sheriff's Office

	2019	2018	2017	2016
Animal Call	80	83	71	64
Assault	54	74	70	65
B&E	71	79	88	120
Burglary	50	60	78	116
Burglary In Progress	11	20	15	19
D.O.A	60	38	67	51
Domestic	501	518	526	470
Drug / Narcotic	105	117	116	81
Drunk	40	46	40	50
Fight	33	28	27	14
Forgery/Bad Check	59	88	55	54
Harassment/Threats	187	205	196	176
Homicide	3	0	1	1
Juvenile-Unruly/Runaway	252	271	228	190
Mental Health Crisis	115	108	70	64
Missing Person	43	26	18	19
Rape	12	10	17	22
Robbery	4	6	11	17
Sex Offense	61	99	113	80
Shooting	3	3	3	2
Stabbing	2	0	1	1
Stolen Vehicle	45	60	52	46
Suicide	10	10	6	15
Suicide Attempt	193	191	188	179
Suspicious Activity	44	64	70	99
Suspicious Person/Vehicle	316	306	206	192
Theft From Vehicle	107	161	204	223
Theft Of Credit Card/Number	29	79	75	79
Theft Of Identity	159	147	199	252
Theft/Larceny	476	605	645	559
Theft/Larceny In Progress	108	109	106	108
Traffic Stop	2363	3785	2492	2114
Vandalism	87	86	104	119
Vandalism To Vehicle	45	38	52	63
TOTAL	5728	7520	6210	5724

Please note:

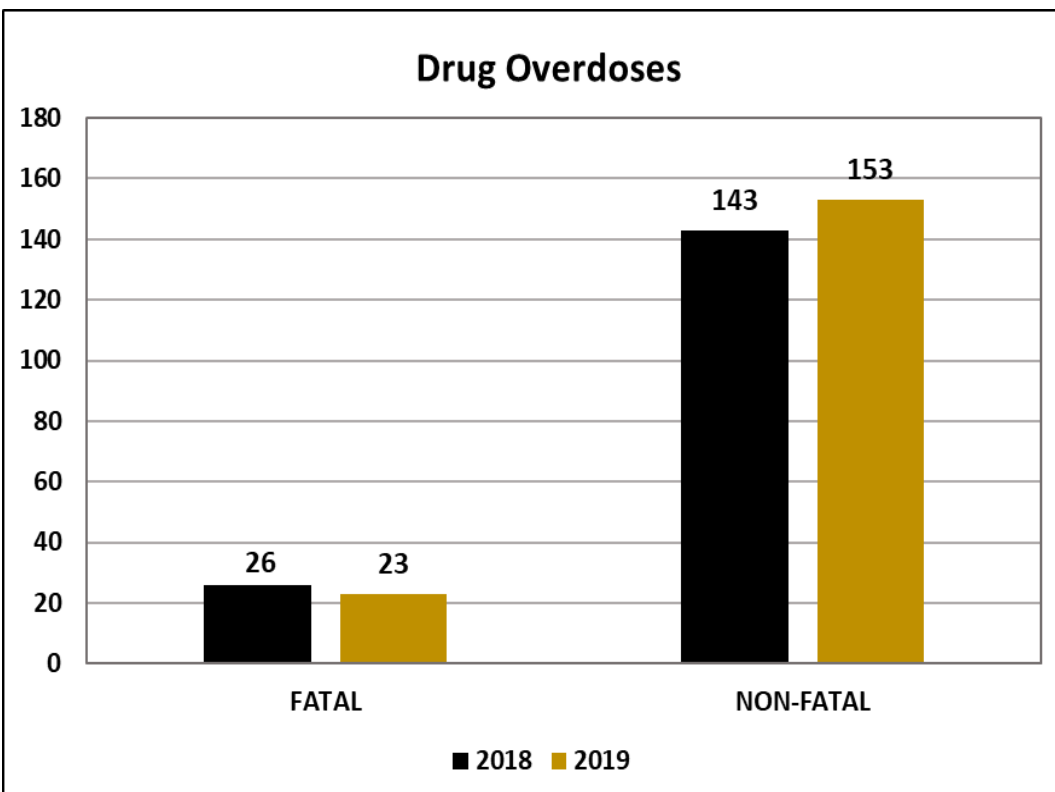
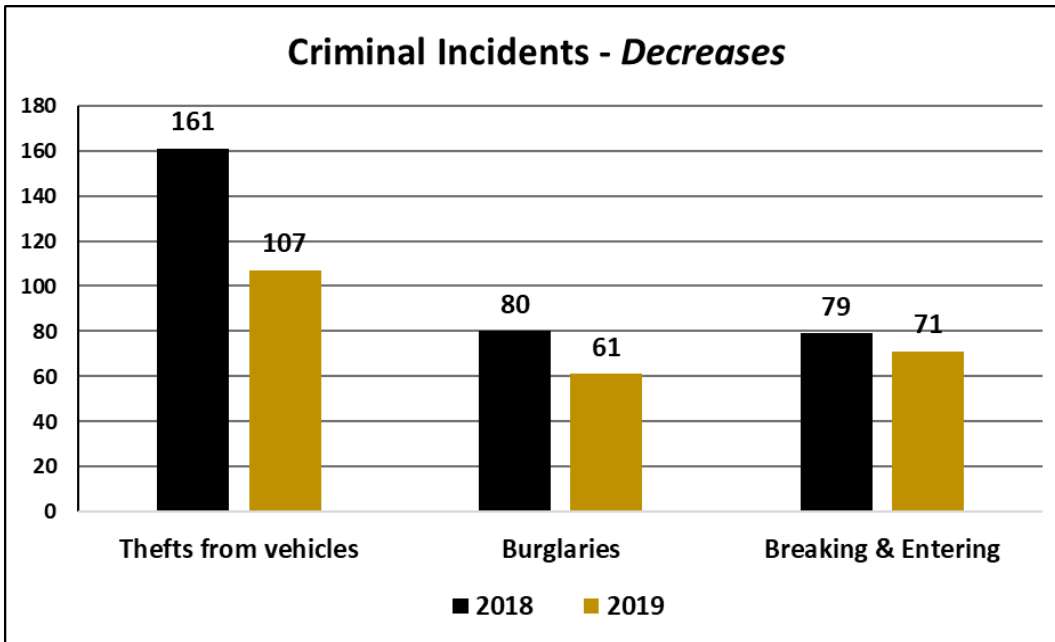
This list does not include all non-criminal activity, due to space limitations. These include well-being checks, found property, vehicle crashes, information only reports, etc.

In 2018, the Sheriff's Office switched to an incident-based reporting database, which skews down a few of the statistics when comparing to 2017. This includes categories such as: suspicious vehicle/person, theft/larceny, theft from vehicle, vandalism and vandalism to vehicle. For example, a vandalism to vehicle spree on the same night and on the same street with 6 total vehicles vandalized was listed as 6 separate incidents in 2017, but in 2018 that same scenario would be listed as 1 incident (with all 6 victims contained in that 1 incident report).

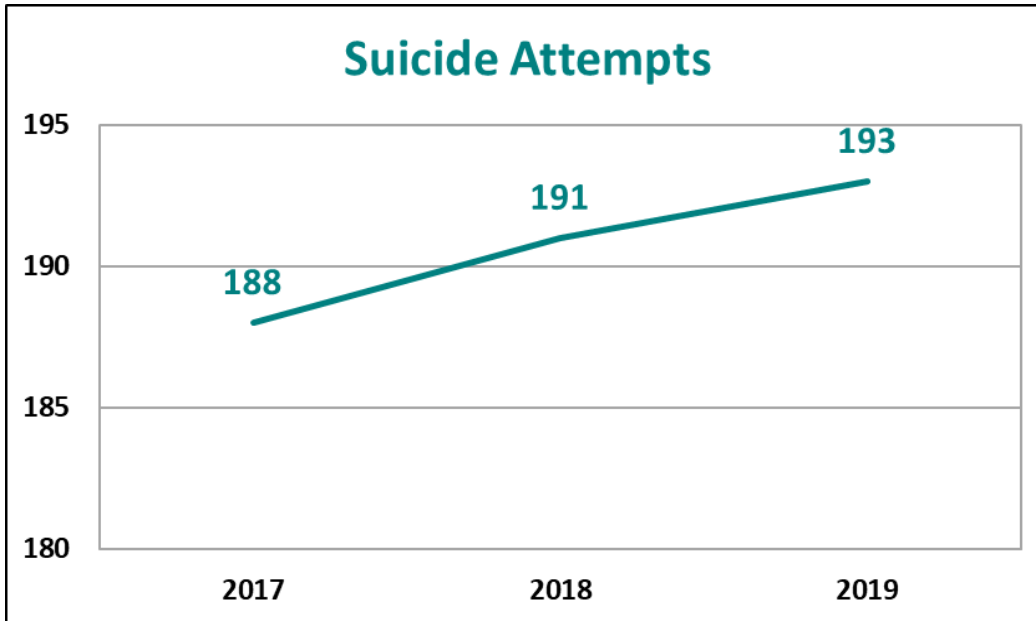


Criminal trends in Delaware County show an impressive 33% decrease in thefts from vehicles, assaults were down by 27%, and harassments by 9% — over 2018 totals.

Preventing drug overdoses remains a priority of our Office and numerous community partners. While Delaware County saw a slight decrease in OD deaths, there was a 7% increase in non-fatal overdoses. Despite societal and other factors beyond our control, we never cease fighting the drug battle. Resources are available and we continually work to connect those in need with assistance. We rather treat and heal, not arrest and incarcerate.



Suicide attempts and domestic violence remain among some of the most common types of calls for service we receive. The charts below reveal relatively low change from last year, however, when we look at these types of calls and incidents over a 5-year period, we see a slow and steady overall increase. We continue to work on countywide initiatives in partnership with our local experts to help address these issues, which often are linked to mental illness and drug/alcohol abuse.

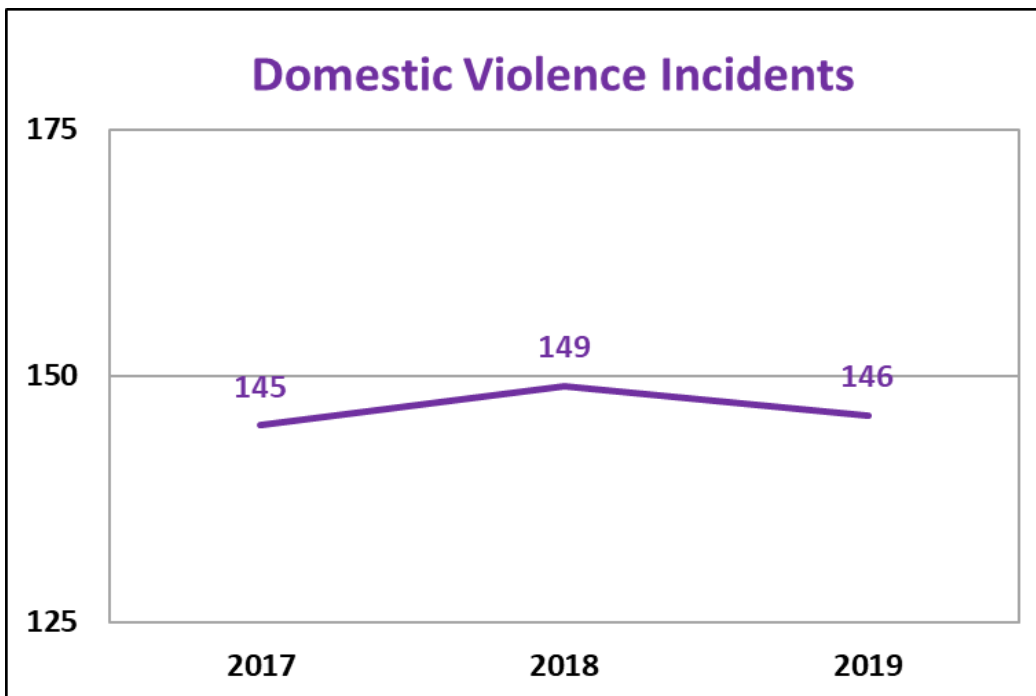


If you or someone you love is struggling, please reach out to the 24/7 Crisis Hotline in Delaware County:

Call 2-1-1 or
1-800-684-2324

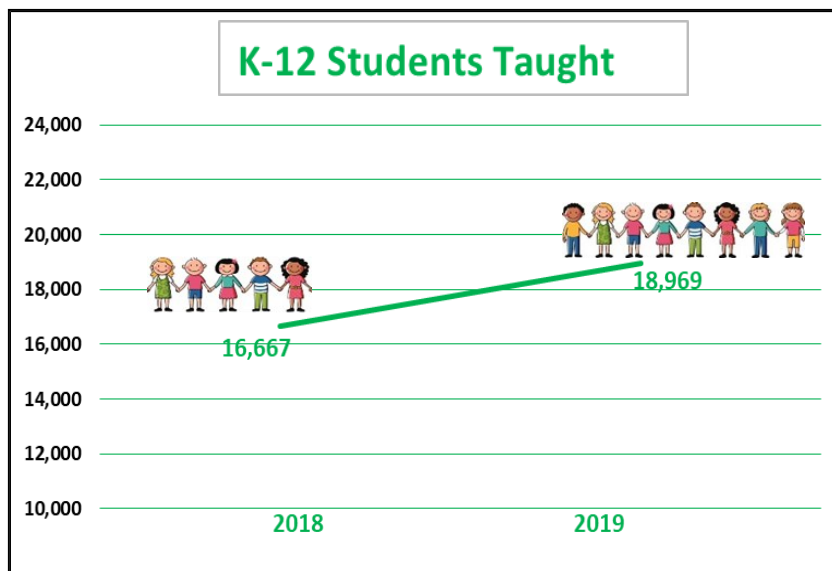
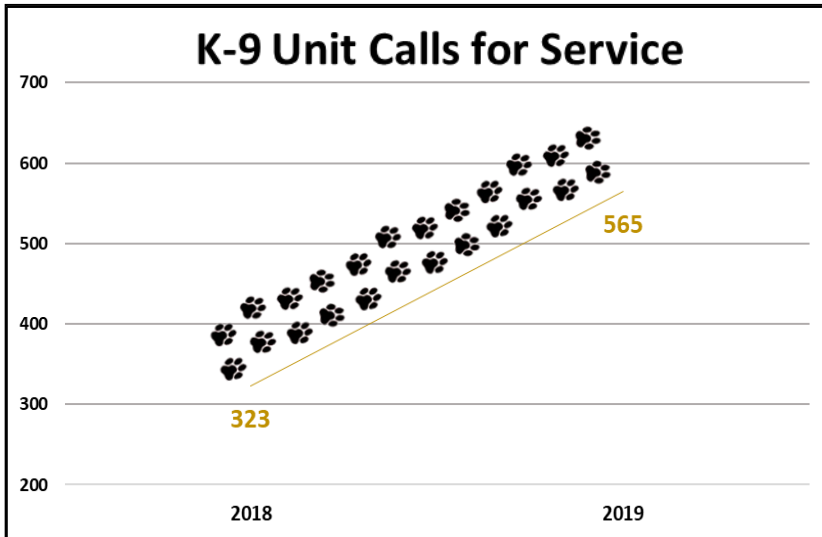
or

Text the word
"HELPLINE" to
898211.



Our K-9 Unit and School Resource Officers stay constantly busy, are always in high demand, and outputs increase annually. The loyal service of our 3 Belgian Malinois—Cash, Essac, and Kahless—includes tracking suspects and items, searching buildings and vehicles, and locating missing persons.

Our 10-member School Resource Officer division provides two primary services in the public school districts: mentor/instruct students K-12 in all matters safety and provide for the safety & security of the buildings.



Please note:
Not pictured is School Resource Officer Deputy Monica Rice, who was on maternity leave.



More Sheriff's Office Statistics & Facts

Detective Unit

- Three murders were committed in 2019, and arrests were made in all three cases.
- 309 new cases were assigned to Detectives in 2019; and they completed 101 employment background investigations.

Drug Task Force

- 53 arrests were made for drug related activity, including trafficking; and 26 felony indictments were made.
- 156 complaints made by community residents were investigated, plus 1,514 intel complaints were investigated.

Delaware Tactical Unit

- 33 missions were completed by members of the multi-agency tactical unit.
- 11 of those missions were barricade situations and 15 were executing high-risk search warrants.

Victims Services & Sex Offense Registry

- The Sheriff's Office's victim advocates supported 365 cases through municipal court. The two professionals who comprise this unit provide a full range of support services to victims to help them navigate the often complex court and criminal justice system as well as link them with the resources needed.
- Additionally, this unit is responsible for ensuring that registered offenders (sex, arson) are compliant with conditions of their probation/release.

Patrol Unit

- This 60-deputy strong unit provides 24/7 coverage for the unincorporated areas of Delaware County, and includes mutual aid for all law enforcement agencies in the County, which altogether is 459 square miles.
- The average deputy wears roughly 25 pounds of equipment—tools that are necessary to perform the job. Their utility belt makes up about 9 of those pounds, and includes: pistol and ammunition, protective gloves, mace, collapsible night stick, Taser, flashlight, several first-aid items, and more. The ballistic body vest, body camera, and other critical items bring the total to more than 25 pounds.



Calls for Service and Dispatcher Activity

- 41,145 inbound and outbound calls were conducted by 13 dispatchers in 2019.
- Additionally, dispatchers provided services to 9 other agencies: including other police departments (Sunbury, Shawnee Hills, Genoa Twp, etc.), Preservation Parks of Delaware County, ODNR, and more.

Concealed Handgun Licensing

- The two-member staff of this unit completed 2,579 Concealed Carry permit applications/renewals in 2019.
- Of those, there was a 13% increase in the number of renewals and a 12% decrease for new licenses.

Public Records Requests

- 3,309 requests were filled in 2019, a 7% increase over 2018.
- Items released to the public include: incident reports, photos, dash and body cam video footage, 9-1-1 calls, etc.

Property


- 5,165 items were obtained and logged —a 7% increase over 2018.
- Additionally, 253 firearms were confiscated, and 304 vehicles impounded.

Fingerprinting and AFIS

- 72 cases with fingerprint evidence were reviewed, with 42 being submitted to the Automated Fingerprint Identification System (AFIS), of which 25 resulted in identification of possible suspects. Our AFIS expert then conducted one-on-one comparison with the ten-print fingerprint card against the latent print collected at the scene.
- In 2019, our fingerprint expert also assisted 7 other law enforcement agencies in or adjacent to Delaware County.

Sheriff Sales

- 89 County property foreclosures were received, of which 39 were sold at auction, and the average per home value was \$276,667.



Jail

- 3,902 inmates were booked into the jail in 2019, slightly fewer than 2018's total of 3,990 (a 2% decrease).
- Jail inspection conducted by the Bureau of Adult Detention ranked us as "Compliant" on 114 of the 115 standards.
- The rate of recidivism of 32% for those participating in programs is much lower/better than the 57% rate of recidivism for the remainder of the jail's population.
- Each week, 50 hours of programs are provided by some 150 volunteers. Programs include drug & alcohol treatment interventions, parenting classes, resource navigation, human trafficking survivor support groups, education classes, 12-step support groups, child support case management, Bible studies, and transportation assistance.
- The Jail installed its first ever body scanner to help in the detection of illegal drugs or other dangerous items from entering the Jail.

Courts & Warrants Services

- The 17 deputies of this unit provide for the safety and protection of the courts and serve all court and law enforcement related documents, such as warrants. Additionally, they safely transport inmates to and from appointments, mostly for court or medical purposes. (*See stats in next section: Records & Warrants.*)

Records & Warrants


- 2,149 new warrants were entered; and 1,703 warrants were served by deputies—an 11% increase over 2018.
- 6,420 civil papers were entered into the database; and 12,800 civil papers were served.

Community Relations

- Thanks to generous local sponsors and many volunteers, 94 kids were served at this year's **Shop with a Cop**.
- Three **Women's Self-Defense** sessions were conducted and 39 **Active Intruder** classes with drills were held.
- 355 young children (entering kindergarten or first grade) completed the week-long **Safety Town** program.
- 15 residents participated in and graduated from the 4th annual **Citizens' Sheriff Academy**.

Employees & Training

- As of Dec. 31, 2019, there were 237 employees of the Sheriff's Office, with 17% in supervisory roles.
- 14,901 hours of training were completed in 2019 by all employees.

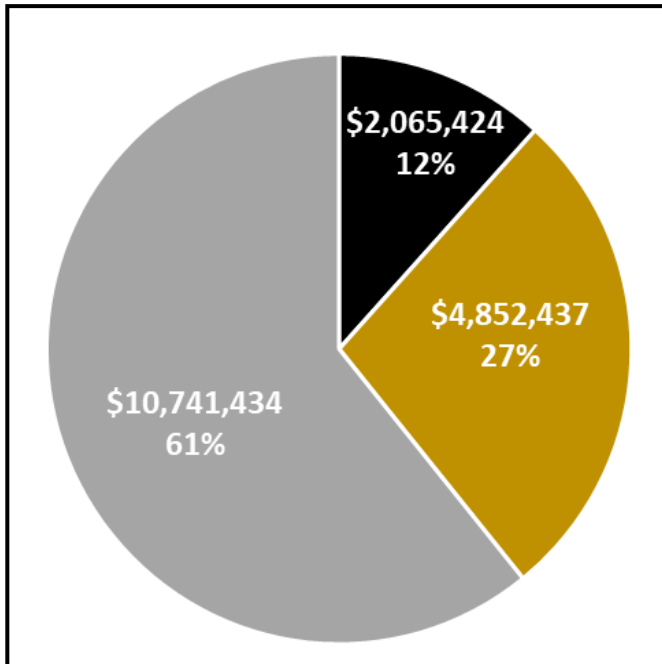


2019 Financials

The bulk of the Sheriff's Office funding comes from taxes, which are then allocated to our agency by the Delaware County Commissioners.

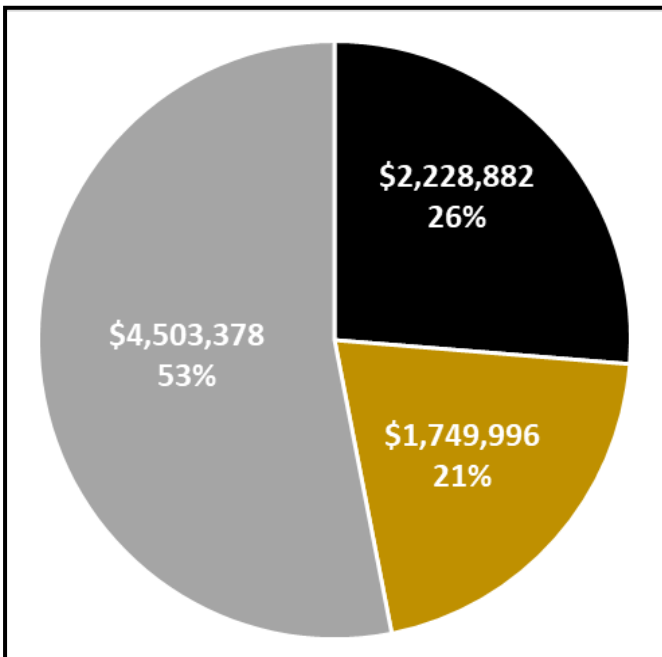
Funding = \$26,598,532. (\$25,498,484 from the County's General Fund + \$1,100,048 from Capital Projects Fund.)

Expenses = \$26,141,551. (See expenses breakdown below.)



PATROL & ADMINISTRATIVE = \$17,659,295.

- Materials, Equipment, Supplies
- Benefits & Training
- Salary



JAIL = \$8,482,256.

- Materials, Equipment, Supplies
- Benefits & Training
- Salary



Stay Connected

An informed community is a safer one

- ♦ See Something? Say Something! 740-833-2800
- ♦ Get Real-Time Crime/Other Activity in Your Area Online: <https://sheriff.co.delaware.oh.us/>
- ♦ Submit Drug Tips @ 740-833-2790/drugtaskforce@co.delaware.oh.us
- ♦ Submit Crime Tips @ 740-833-2830 /dcsodetectives@co.delaware.oh.us
- ♦ Invite Us to Neighborhood Events/Be a Block Watch Neighborhood: sheriffinfo@co.delaware.oh.us
- ♦ Follow Us on Social Media: Facebook & Instagram @DelawareCoSheriff and Twitter @DelCoSheriff
- ♦ Join Your Neighborhood's NextDoor App
- ♦ Sign-Up to Receive Emergency Notifications: <https://emergencycomms.co.delaware.oh.us/delco-alerts/>

Delaware County Sheriff's Office
2019 County Softball Champions



TOWNSHIP Data—2019 Annual Report

Delaware County Sheriff's Office

The following pages contain criminal and other statistics broken down by Township, with the exception of Genoa Township, which has its own police force. We work closely in partnership with Genoa Township Police, but do not track their statistics.

For additional information on the township data provided, please contact us: sheriffinfo@co.delaware.oh.us
740-833-2817

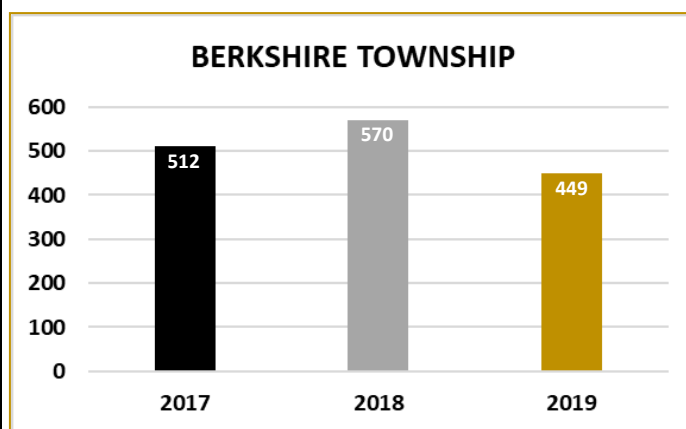


BERKSHIRE TOWNSHIP

Criminal & Other Incidents ~ 3-Year Comparison

Delaware County Sheriff's Office

	2017	2018	2019
Traffic Stop	165	270	167
Theft/Larceny & In Progress	168	138	147
Domestic	34	29	21
Suspicious Person/Vehicle	25	26	23
Suspicious Activity	4	4	0
Theft From Vehicle	16	8	9
Harassment/Threats	8	9	15
Animal Call	6	11	7
Suicide Attempt	10	7	6
Assault	5	0	2
Forgery/Bad Check	9	9	4
Breaking & Entering	4	6	4
Mental Health Crisis	4	6	6
Vandalism To Vehicle	3	3	2
Vandalism	3	3	3
Drunk	5	4	1
Theft Of Credit Card/Number	4	5	1
Theft Of Identity	6	7	2
Drug / Narcotic	12	6	1
Fight	0	0	2
Stolen Vehicle	0	2	3
Missing Person	0	1	0
D.O.A	3	0	3
Juvenile-Unruly/Runaway	6	8	8
Sex Offense	2	3	4
Suicide	2	0	2
Burglary & In Progress	3	4	5
Loud Disturbance	0	0	0
Rape	2	0	0
Robbery	3	1	1
TOTAL	512	570	449



Please note:

- *This list does not include all non-criminal activity, due to space limitations. These include well-being checks, found property, crashes, information only reports, etc.*
- *In 2018, the Sheriff's Office switched to an incident-based reporting database, which skews down a few of the statistics when comparing to 2017. This includes categories such as: suspicious vehicle/person, theft/larceny, theft from vehicle, vandalism and vandalism to vehicle. For example, a vandalism to vehicle spree on the same night and on the same street with 6 total vehicles vandalized was listed as 6 separate incidents in 2017, but in 2018 that same scenario would be listed as 1 incident (with all 6 victims contained in that 1 incident report).*



Twitter @DelCoSheriff



Facebook & Instagram @DelawareCoSheriff



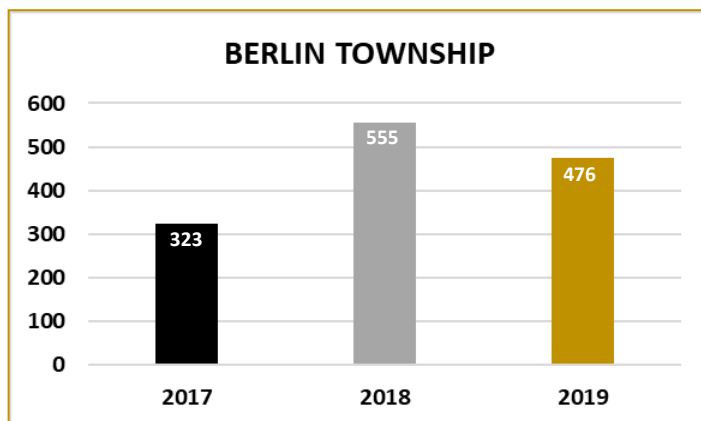
www.delawarecountysheriff.com

BERLIN TOWNSHIP

Criminal & Other Incidents ~ 3-Year Comparison

Delaware County Sheriff's Office

	2017	2018	2019
Traffic Stop	147	355	276
Domestic	35	36	28
Theft/Larceny & In Progress	12	16	25
Harassment/Threats	9	10	17
Theft Of Identity	16	14	11
Suicide Attempt	13	18	18
Juvenile-Unruly/Runaway	10	16	15
Breaking & Entering	10	18	13
Vandalism	6	9	6
Mental Health Crisis	5	4	11
Burglary & In Progress	5	1	6
Theft Of Credit Card/Number	5	7	1
Vandalism To Vehicle	2	1	2
Theft From Vehicle	5	5	7
Sex Offense	5	3	5
Suspicious Person/Vehicle	11	10	13
Stolen Vehicle	3	2	1
Drug / Narcotic	2	3	2
Animal Call	4	8	1
Rape	1	0	0
Fight	1	0	1
Drunk	1	2	0
D.O.A	2	2	7
Suspicious Activity	3	4	2
Suicide	0	2	1
Missing Person	2	2	2
Loud Disturbance	3	0	0
Forgery/Bad Check	2	2	4
Assault	3	5	0
Homicide	0	0	1
TOTAL	323	555	476



Please note:

- *This list does not include all non-criminal activity, due to space limitations. These include well-being checks, found property, crashes, information only reports, etc.*
- *In 2018, the Sheriff's Office switched to an incident-based reporting database, which skews down a few of the statistics when comparing to 2017. This includes categories such as: suspicious vehicle/person, theft/larceny, theft from vehicle, vandalism and vandalism to vehicle. For example, a vandalism to vehicle spree on the same night and on the same street with 6 total vehicles vandalized was listed as 6 separate incidents in 2017, but in 2018 that same scenario would be listed as 1 incident (with all 6 victims contained in that 1 incident report).*



Twitter @DelCoSheriff



Facebook & Instagram @DelawareCoSheriff



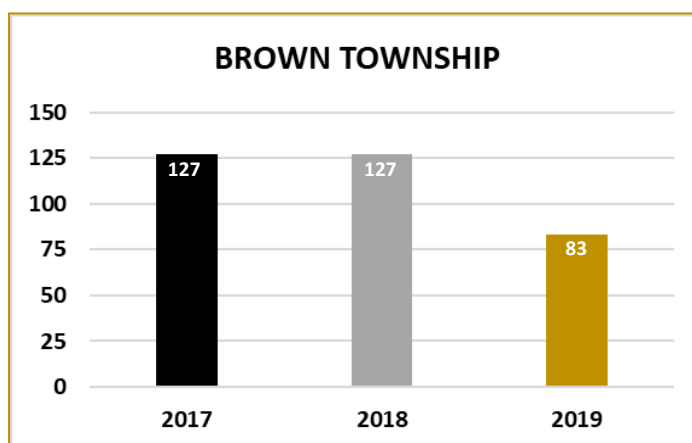
www.delawarecountysheriff.com

BROWN TOWNSHIP

Criminal & Other Incidents ~ 3-Year Comparison

Delaware County Sheriff's Office

	2017	2018	2019
Traffic Stop	57	50	23
Juvenile-Unruly/Runaway	11	24	23
Domestic	11	2	5
Suicide Attempt	3	7	4
Suspicious Vehicle/Person	4	6	2
Vandalism	1	2	2
Harassment/Threats	5	7	2
Breaking & Entering	2	2	3
Theft/Larceny	3	4	5
Drug / Narcotic	4	4	2
Mental Health Crisis	2	3	2
Theft Of Identity	0	2	0
Theft From Vehicle	1	0	0
Sex Offense	10	6	1
Suspicious Activity	0	4	0
Drunk	1	0	0
Suicide	0	0	0
Theft Of Credit Card/Number	0	0	0
Assault	5	2	1
Animal Call	1	1	4
D.O.A	3	0	3
Burglary & In Progress	2	1	1
Loud Disturbance	1	0	0
TOTAL	127	127	83



Please note:

- This list does not include all non-criminal activity, due to space limitations. These include well-being checks, found property, crashes, information only reports, etc.
- In 2018, the Sheriff's Office switched to an incident-based reporting database, which skews down a few of the statistics when comparing to 2017. This includes categories such as: suspicious vehicle/person, theft/larceny, theft from vehicle, vandalism and vandalism to vehicle. For example, a vandalism to vehicle spree on the same night and on the same street with 6 total vehicles vandalized was listed as 6 separate incidents in 2017, but in 2018 that same scenario would be listed as 1 incident (with all 6 victims contained in that 1 incident report).



Twitter @DelCoSheriff



Facebook & Instagram @DelawareCoSheriff



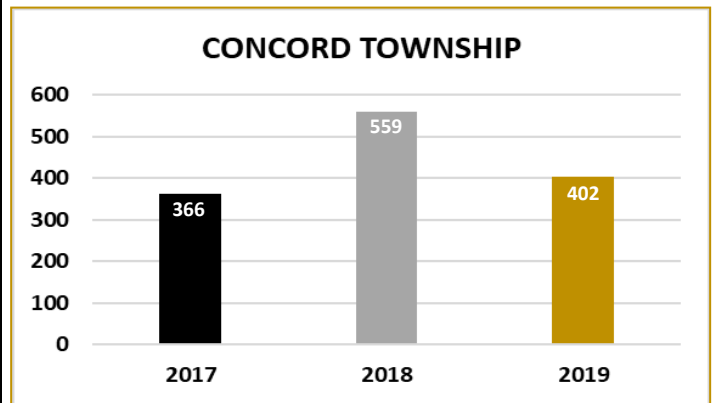
www.delawarecountysheriff.com

CONCORD TOWNSHIP

Criminal & Other Incidents ~ 3-Year Comparison

Delaware County Sheriff's Office

	2017	2018	2019
Traffic Stop	122	337	217
Theft Of Identity	33	21	18
Domestic	30	41	45
Theft From Vehicle	19	6	9
Theft/Larceny & In Progress	23	28	28
Suicide Attempt	18	18	12
Vandalism	9	7	7
Juvenile-Unruly/Runaway	10	18	5
Harassment/Threats	5	15	10
Theft Of Credit Card/Number	10	13	3
Burglary & In Progress	11	7	3
Suspicious Person/Vehicle	19	10	5
Suspicious Activity	6	2	5
Breaking & Entering	6	4	3
Mental Health Crisis	5	7	6
D.O.A	12	0	2
Vandalism To Vehicle	6	2	2
Stolen Vehicle	3	3	0
Rape	1	1	3
Drug / Narcotic	2	2	2
Sex Offense	5	3	3
Suicide	0	1	0
Forgery/Bad Check	3	6	0
Animal Call	3	5	5
Assault	2	0	1
Drunk	0	2	1
Missing Person	2	0	5
Fight	0	0	0
Loud Disturbance	1	0	2
TOTAL	366	559	402



Please note:

- This list does not include all non-criminal activity, due to space limitations. These include well-being checks, found property, crashes, information only reports, etc.
- In 2018, the Sheriff's Office switched to an incident-based reporting database, which skews down a few of the statistics when comparing to 2017. This includes categories such as: suspicious vehicle/person, theft/larceny, theft from vehicle, vandalism and vandalism to vehicle. For example, a vandalism to vehicle spree on the same night and on the same street with 6 total vehicles vandalized was listed as 6 separate incidents in 2017, but in 2018 that same scenario would be listed as 1 incident (with all 6 victims contained in that 1 incident report).



www.delawarecountysheriff.com



Twitter @DelCoSheriff



Facebook & Instagram @DelawareCoSheriff

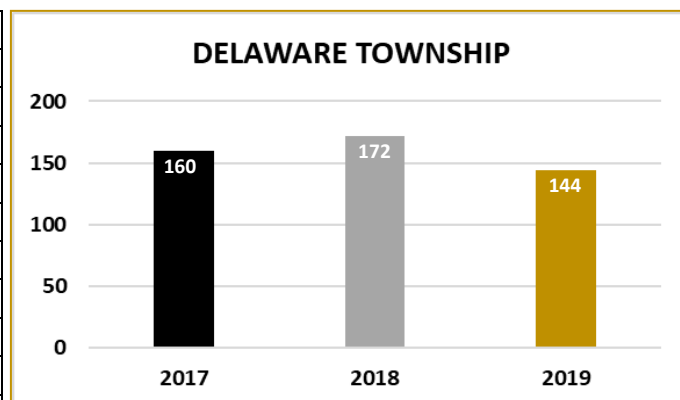


DELAWARE TOWNSHIP

Criminal & Other Incidents ~ 3-Year Comparison

Delaware County Sheriff's Office

	2017	2018	2019
Traffic Stop	59	97	68
Domestic	21	12	14
Theft Of Identity	9	2	5
Theft/Larceny	10	13	10
Harassment/Threats	8	4	2
Suicide Attempt	4	4	7
Juvenile-Unruly/Runaway	2	6	7
Theft From Vehicle	3	2	1
Stolen Vehicle	3	1	0
Animal Call	2	5	4
D.O.A	3	3	3
Vandalism To Vehicle	2	0	2
Theft Of Credit Card/Number	3	3	1
Mental Health Crisis	5	2	2
Breaking & Entering	2	2	0
Assault	3	1	3
Forgery/Bad Check	0	3	1
Vandalism	4	2	1
Drug / Narcotic	3	1	2
Suspicious Person/Vehicle	2	5	2
Rape	0	0	0
Sex Offense	3	1	1
Missing Person	1	0	2
Burglary & In Progress	4	2	4
Drunk	1	1	1
Suspicious Activity	3	0	1
TOTAL	160	172	144



Please note:

- This list does not include all non-criminal activity, due to space limitations. These include well-being checks, found property, crashes, information only reports, etc.
- In 2018, the Sheriff's Office switched to an incident-based reporting database, which skews down a few of the statistics when comparing to 2017. This includes categories such as: suspicious vehicle/person, theft/larceny, theft from vehicle, vandalism and vandalism to vehicle. For example, a vandalism to vehicle spree on the same night and on the same street with 6 total vehicles vandalized was listed as 6 separate incidents in 2017, but in 2018 that same scenario would be listed as 1 incident (with all 6 victims contained in that 1 incident report).



Twitter @DelCoSheriff



Facebook & Instagram @DelawareCoSheriff



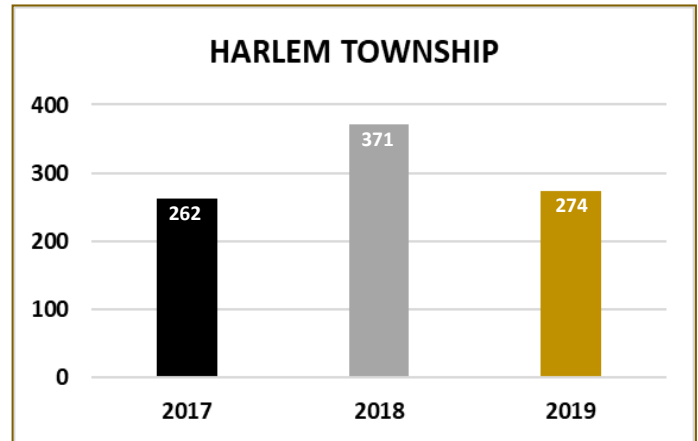
www.delawarecountysheriff.com

HARLEM TOWNSHIP

Criminal & Other Incidents ~ 3-Year Comparison

Delaware County Sheriff's Office

	2017	2018	2019
Traffic Stop	106	184	127
Domestic	37	50	34
Theft Of Identity	12	10	9
Theft/Larceny	21	19	5
Harassment/Threats	11	9	13
Suicide Attempt	10	11	15
Juvenile-Unruly/Runaway	4	11	8
Assault	2	11	2
Animal Call	3	4	8
D.O.A	6	4	1
Suspicious Person/Vehicle	9	8	9
Theft Of Credit Card/Number	2	4	0
Mental Health Crisis	5	4	4
Burglary & In Progress	3	9	5
Theft From Vehicle	3	4	8
Drug / Narcotic	1	2	0
Fight	3	2	2
Breaking & Entering	6	8	4
Vandalism & In Progress	7	3	2
Suspicious Activity	1	5	2
Rape	0	0	1
Forgery/Bad Check	0	1	1
Drunk	2	1	2
Vandalism To Vehicle	2	2	5
Stolen Vehicle	4	5	7
Robbery	1	0	0
Missing Person	1	0	0
TOTAL	262	371	274



Please note:

- This list does not include all non-criminal activity, due to space limitations. These include well-being checks, found property, crashes, information only reports, etc.*
- In 2018, the Sheriff's Office switched to an incident-based reporting database, which skews down a few of the statistics when comparing to 2017. This includes categories such as: suspicious vehicle/person, theft/larceny, theft from vehicle, vandalism and vandalism to vehicle. For example, a vandalism to vehicle spree on the same night and on the same street with 6 total vehicles vandalized was listed as 6 separate incidents in 2017, but in 2018 that same scenario would be listed as 1 incident (with all 6 victims contained in that 1 incident report).*



www.delawarecountysheriff.com



Twitter @DelCoSheriff



Facebook & Instagram @DelawareCoSheriff

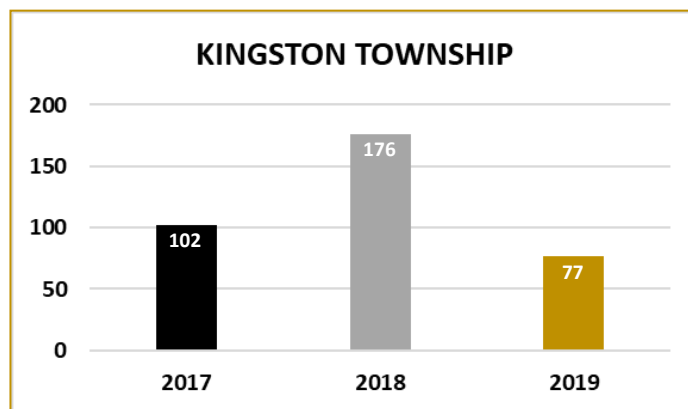


KINGSTON TOWNSHIP

Criminal & Other Incidents ~ 3-Year Comparison

Delaware County Sheriff's Office

	2017	2018	2019
Traffic Stop	42	117	32
Suicide Attempt	2	1	3
Domestic	7	14	11
Theft/Larceny	4	7	4
Mental Health Crisis	0	3	4
Vandalism	3	3	3
Harassment/Threats	3	5	1
Suspicious Activity	1	2	0
Burglary & In Progress	3	1	1
D.O.A	3	3	0
Juvenile-Unruly/Runaway	5	3	1
Animal Call	11	3	6
Suspicious Vehicle/Person	4	3	3
Fight	0	0	1
Theft Of Credit Card/Number	3	0	0
Assault	1	1	0
Vandalism To Vehicle	0	0	1
Breaking & Entering	0	4	2
Theft Of Identity	2	1	3
Suicide	0	0	0
Theft From Vehicle	2	5	0
Stolen Vehicle	2	0	0
Drug / Narcotic	2	0	1
Rape	1	0	0
Missing Child	1	0	0
TOTAL	102	176	77



Please note:

- This list does not include all non-criminal activity, due to space limitations. These include well-being checks, found property, crashes, information only reports, etc.
- In 2018, the Sheriff's Office switched to an incident-based reporting database, which skews down a few of the statistics when comparing to 2017. This includes categories such as: suspicious vehicle/person, theft/larceny, theft from vehicle, vandalism and vandalism to vehicle. For example, a vandalism to vehicle spree on the same night and on the same street with 6 total vehicles vandalized was listed as 6 separate incidents in 2017, but in 2018 that same scenario would be listed as 1 incident (with all 6 victims contained in that 1 incident report).



Twitter @DelCoSheriff



Facebook & Instagram @DelawareCoSheriff



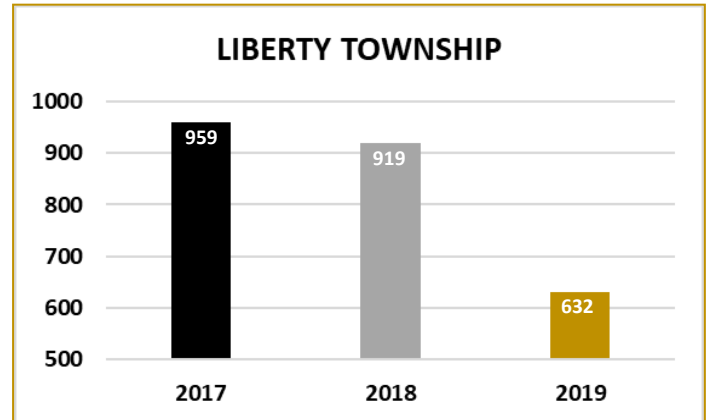
www.delawarecountysheriff.com

LIBERTY TOWNSHIP

Criminal & Other Incidents ~ 3-Year Comparison

Delaware County Sheriff's Office

	2017	2018	2019
Traffic Stop	341	332	157
Theft/Larceny & In Progress	98	74	53
Domestic	77	80	68
Theft Of Identity	41	22	31
Theft From Vehicle	39	38	15
Suicide Attempt	42	33	25
Breaking & Entering	7	10	5
Harassment/Threats	45	37	40
Burglary & In Progress	21	13	9
Vandalism & In Progress	18	8	21
Suspicious Activity	15	13	13
Suspicious Person/Vehicle	39	46	29
Mental Health Crisis	10	17	22
Juvenile-Unruly/Runaway	31	42	27
Drunk	7	10	10
Theft Of Credit Card/Number	17	16	6
Forgery/Bad Check	11	14	9
Drug / Narcotic	20	26	15
Animal Call	9	10	14
Sex Offense	19	24	9
Stolen Vehicle	9	11	7
Assault	14	13	13
Vandalism To Vehicle	7	13	5
D.O.A	9	4	9
Fight	6	4	6
Rape	1	1	1
Missing Person	3	3	8
Suicide	1	3	3
Robbery In Progress	1	1	1
Suspicious Mail	1	1	0
Homicide	0	0	1
TOTAL	959	919	632



Please note:

- *This list does not include all non-criminal activity, due to space limitations. These include well-being checks, found property, crashes, information only reports, etc.*
- *In 2018, the Sheriff's Office switched to an incident-based reporting database, which skews down a few of the statistics when comparing to 2017. This includes categories such as: suspicious vehicle/person, theft/larceny, theft from vehicle, vandalism and vandalism to vehicle. For example, a vandalism to vehicle spree on the same night and on the same street with 6 total vehicles vandalized was listed as 6 separate incidents in 2017, but in 2018 that same scenario would be listed as 1 incident (with all 6 victims contained in that 1 incident report).*



www.delawarecountysheriff.com



Twitter @DelCoSheriff



Facebook & Instagram @DelawareCoSheriff

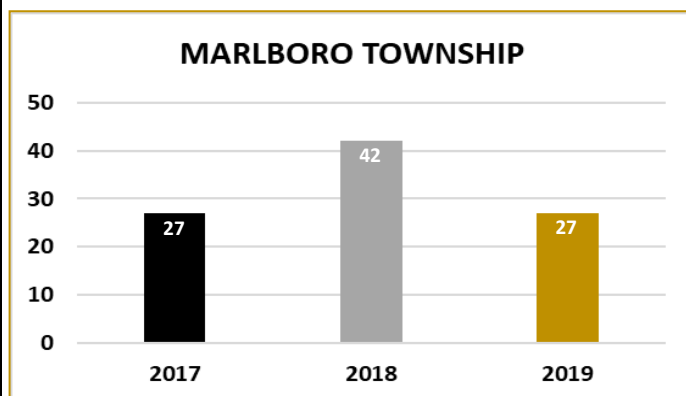


MARLBORO TOWNSHIP

Criminal & Other Incidents ~ 3-Year Comparison

Delaware County Sheriff's Office

	2017	2018	2019
Traffic Stop	20	34	13
Domestic	0	0	4
Animal Call	1	0	1
D.O.A.	0	0	2
Suicide Attempt	0	0	0
Assault	0	0	0
Burglary	0	0	0
Theft/Larceny	2	0	3
Vandalism	0	0	0
Juvenile-Unruly/Runaway	0	1	1
Breaking & Entering	1	1	0
Suspicious Person/Vehicle	1	2	1
Theft Of Credit Card/Number	1	0	0
Theft from Vehicle	0	1	2
Harassment/Threats	1	1	0
Sex Offense	0	1	0
Mental Health Crisis	0	1	0
TOTAL	27	42	27



Please note:

- *This list does not include all non-criminal activity, due to space limitations. These include well-being checks, found property, crashes, information only reports, etc.*
- *In 2018, the Sheriff's Office switched to an incident-based reporting database, which skews down a few of the statistics when comparing to 2017. This includes categories such as: suspicious vehicle/person, theft/larceny, theft from vehicle, vandalism and vandalism to vehicle. For example, a vandalism to vehicle spree on the same night and on the same street with 6 total vehicles vandalized was listed as 6 separate incidents in 2017, but in 2018 that same scenario would be listed as 1 incident (with all 6 victims contained in that 1 incident report).*



Twitter @DelCoSheriff



Facebook & Instagram @DelawareCoSheriff



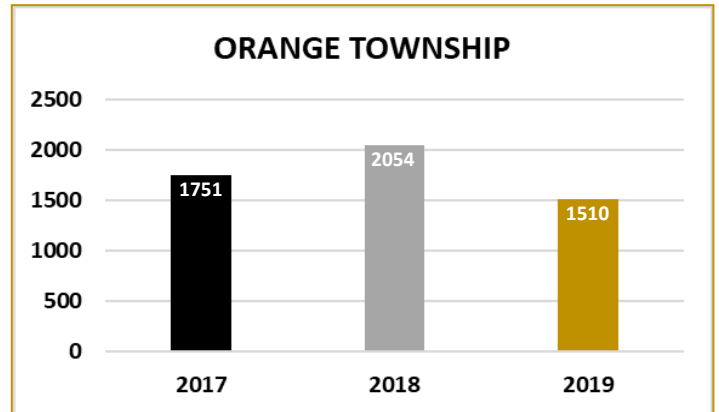
www.delawarecountysheriff.com

ORANGE TOWNSHIP

Criminal & Other Incidents ~ 3-Year Comparison

Delaware County Sheriff's Office

	2017	2018	2019
Traffic Stop	633	943	559
Theft/Larceny & In Progress	332	329	235
Domestic	149	141	137
Theft From Vehicle	69	64	40
Juvenile-Unruly/Runaway	72	71	91
Theft Of Identity	46	46	41
Harassment/Threats	44	55	38
Suicide Attempt	47	37	49
Burglary & In Progress	19	20	13
B&E	29	15	13
Drug / Narcotic	25	23	13
Vandalism	22	24	22
Suspicious Activity	15	15	11
Vandalism To Vehicle	24	10	18
Theft Of Credit Card/Number	14	20	8
Suspicious Person/Vehicle	54	60	73
Forgery/Bad Check	20	32	24
Mental Health Crisis	24	33	33
Assault	14	22	15
Sex Offense	24	19	10
D.O.A	10	5	9
Stolen Vehicle	16	17	10
Drunk	12	12	13
Animal Call	10	16	12
Robbery & In Progress	4	3	1
Missing Person	6	9	15
Suicide	2	4	0
Rape	5	0	1
Fight	8	7	6
Loud Disturbance	2	2	0
TOTAL	1751	2054	1510



Please note:

- *This list does not include all non-criminal activity, due to space limitations. These include well-being checks, found property, crashes, information only reports, etc.*
- *In 2018, the Sheriff's Office switched to an incident-based reporting database, which skews down a few of the statistics when comparing to 2017. This includes categories such as: suspicious vehicle/person, theft/larceny, theft from vehicle, vandalism and vandalism to vehicle. For example, a vandalism to vehicle spree on the same night and on the same street with 6 total vehicles vandalized was listed as 6 separate incidents in 2017, but in 2018 that same scenario would be listed as 1 incident (with all 6 victims contained in that 1 incident report).*



www.delawarecountysheriff.com



Twitter @DelCoSheriff



Facebook & Instagram @DelawareCoSheriff

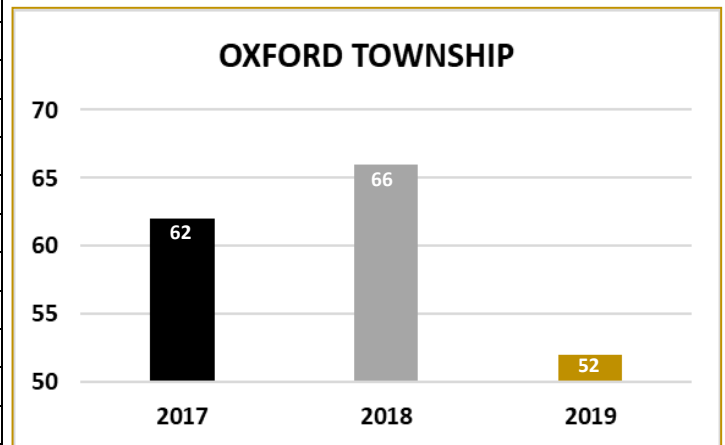


OXFORD TOWNSHIP

Criminal & Other Incidents ~ 3-Year Comparison

Delaware County Sheriff's Office

	2017	2018	2019
Traffic Stop	15	13	7
Domestic	16	10	15
Theft From Vehicle	4	3	0
Breaking & Entering	1	2	2
Burglary & In Progress	1	1	3
Theft/Larceny	2	1	1
Suicide Attempt	3	5	3
Harassment/Threats	4	4	3
Suspicious Activity	0	1	0
Sex Offense	1	3	1
Juvenile-Unruly/Runaway	3	5	3
Vandalism	1	1	2
Vandalism to Vehicle	0	3	2
Assault	0	3	1
Suspicious Person/Vehicle	3	1	4
Theft Of Credit Card/Number	0	0	0
Theft Of Identity	2	3	2
Stolen Vehicle	2	2	0
Drunk	1	0	0
Missing Person	0	1	1
Drug/Narcotic	0	2	0
D.O.A	1	0	1
Loud Disturbance	1	0	0
Mental Health Crisis	1	2	1
TOTAL	62	66	52



Please note:

- This list does not include all non-criminal activity, due to space limitations. These include well-being checks, found property, crashes, information only reports, etc.
- In 2018, the Sheriff's Office switched to an incident-based reporting database, which skews down a few of the statistics when comparing to 2017. This includes categories such as: suspicious vehicle/person, theft/larceny, theft from vehicle, vandalism and vandalism to vehicle. For example, a vandalism to vehicle spree on the same night and on the same street with 6 total vehicles vandalized was listed as 6 separate incidents in 2017, but in 2018 that same scenario would be listed as 1 incident (with all 6 victims contained in that 1 incident report).



www.delawarecountysheriff.com



Twitter @DelCoSheriff



Facebook & Instagram @DelawareCoSheriff

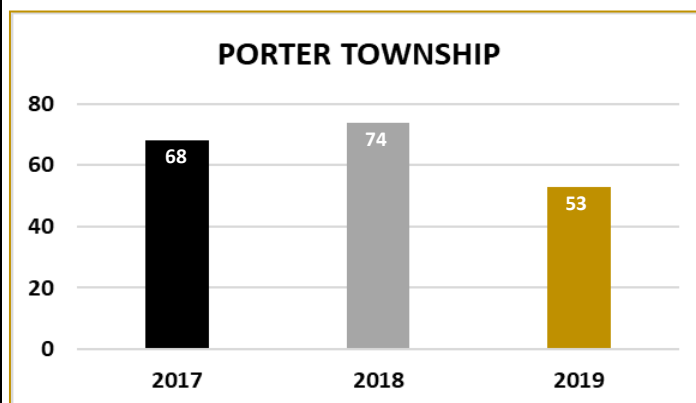


PORTER TOWNSHIP

Criminal & Other Incidents ~ 3-Year Comparison

Delaware County Sheriff's Office

	2017	2018	2019
Traffic Stop	18	21	1
Domestic	8	15	13
Burglary	0	1	1
Juvenile-Unruly/Runaway	2	0	4
Theft/Larceny	6	9	4
Theft Of Credit Card/Number	2	1	0
Suspicious Person/Vehicle	3	5	4
Theft Of Identity	4	2	6
D.O.A	0	3	1
Breaking & Entering	3	1	0
Vandalism	3	2	4
Animal Call	2	2	2
Harassment/Threats	2	4	2
Forgery/Bad Check	1	1	0
Suspicious Activity	1	0	1
Drug / Narcotic	0	0	1
Sex Offense	1	0	1
Rape	1	0	1
Suspicious Mail	1	0	0
Stolen Vehicle	1	3	3
Drunk	1	0	0
Theft From Vehicle	3	1	1
Vandalism To Vehicle	2	0	0
Suicide Attempt	2	2	3
Mental Health Crisis	1	1	0
TOTAL	68	74	53



Please note:

- *This list does not include all non-criminal activity, due to space limitations. These include well-being checks, found property, crashes, information only reports, etc.*
- *In 2018, the Sheriff's Office switched to an incident-based reporting database, which skews down a few of the statistics when comparing to 2017. This includes categories such as: suspicious vehicle/person, theft/larceny, theft from vehicle, vandalism and vandalism to vehicle. For example, a vandalism to vehicle spree on the same night and on the same street with 6 total vehicles vandalized was listed as 6 separate incidents in 2017, but in 2018 that same scenario would be listed as 1 incident (with all 6 victims contained in that 1 incident report).*



Twitter @DelCoSheriff



Facebook & Instagram @DelawareCoSheriff



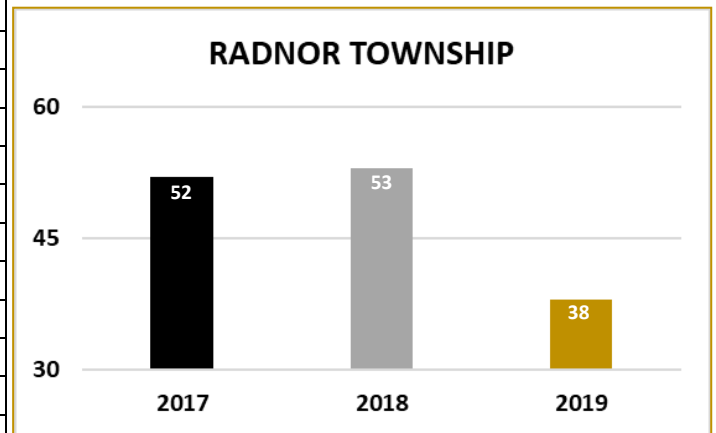
www.delawarecountysheriff.com

RADNOR TOWNSHIP

Criminal & Other Incidents ~ 3-Year Comparison

Delaware County Sheriff's Office

	2017	2018	2019
Traffic Stop	13	7	9
Theft Of Credit Card/Number	4	1	3
Domestic	7	13	2
Theft/Larceny	3	1	3
Burglary	1	4	1
Rape	0	0	0
Mental Health Crisis	1	2	1
Suspicious Person/Vehicle	5	4	3
D.O.A	2	0	5
Theft Of Identity	4	2	3
Breaking & Entering	3	4	0
Suicide Attempt	1	1	2
Forgery/Bad Check	0	1	0
Vandalism	1	2	1
Suicide	0	0	0
Theft From Vehicle	1	0	1
Juvenile-Unruly/Runaway	2	2	0
Harassment/Threats	2	3	1
Animal Call	0	2	1
Assault	1	0	0
Sex Offense	1	0	0
Drug /Narcotic	0	2	0
Stolen Vehicle	0	2	2
TOTAL	52	53	38



Please note:

- *This list does not include all non-criminal activity, due to space limitations. These include well-being checks, found property, crashes, information only reports, etc.*
- *In 2018, the Sheriff's Office switched to an incident-based reporting database, which skews down a few of the statistics when comparing to 2017. This includes categories such as: suspicious vehicle/person, theft/larceny, theft from vehicle, vandalism and vandalism to vehicle. For example, a vandalism to vehicle spree on the same night and on the same street with 6 total vehicles vandalized was listed as 6 separate incidents in 2017, but in 2018 that same scenario would be listed as 1 incident (with all 6 victims contained in that 1 incident report).*



www.delawarecountysheriff.com



Twitter @DelCoSheriff



Facebook & Instagram @DelawareCoSheriff

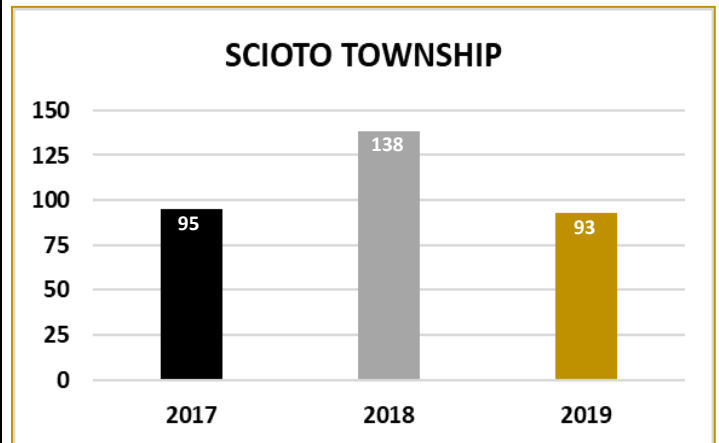


SCIOTO TOWNSHIP

Criminal & Other Incidents ~ 3-Year Comparison

Delaware County Sheriff's Office

	2017	2018	2019
Traffic Stop	24	56	29
Theft/Larceny	8	8	5
Domestic	14	15	16
Animal Call	4	4	2
Suspicious Activity	0	2	0
Suspicious Vehicle/Person	2	3	2
Burglary & In Progress	2	5	4
Juvenile-Unruly/Runaway	3	1	2
Harassment/Threats	3	4	6
Assault	0	1	0
Theft Of Identity	8	3	2
Breaking & Entering	0	3	7
Drug/Narcotic	0	3	0
Missing Person	2	1	2
Theft Of Credit Card/Number	1	1	0
D.O.A	2	4	3
Theft from Vehicle	0	2	2
Vandalism	5	3	2
Drunk	0	3	0
Sex Offense	0	3	1
Mental Health Crisis	4	3	1
Suicide Attempt	7	7	3
Suicide	0	0	1
Stolen Vehicle	2	2	2
Forgery/Bad Check	3	1	0
Fight	1	0	1
TOTAL	95	138	93



Please note:

- This list does not include all non-criminal activity, due to space limitations. These include well-being checks, found property, crashes, information only reports, etc.
- In 2018, the Sheriff's Office switched to an incident-based reporting database, which skews down a few of the statistics when comparing to 2017. This includes categories such as: suspicious vehicle/person, theft/larceny, theft from vehicle, vandalism and vandalism to vehicle. For example, a vandalism to vehicle spree on the same night and on the same street with 6 total vehicles vandalized was listed as 6 separate incidents in 2017, but in 2018 that same scenario would be listed as 1 incident (with all 6 victims contained in that 1 incident report).



www.delawarecountysheriff.com



Twitter @DelCoSheriff



Facebook & Instagram @DelawareCoSheriff

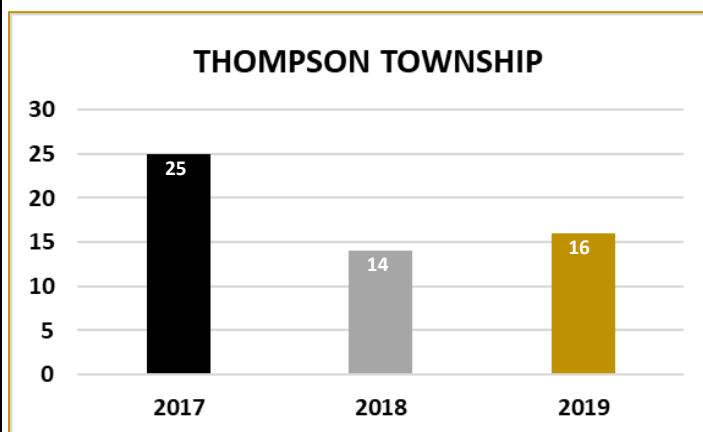


THOMPSON TOWNSHIP

Criminal & Other Incidents ~ 3-Year Comparison

Delaware County Sheriff's Office

	2017	2018	2019
Traffic Stop	6	4	3
Domestic	2	1	0
Theft From Vehicle	1	0	0
Juvenile-Unruly/Runaway	3	0	0
Theft Of Identity	0	1	0
D.O.A	3	2	1
Animal Call	2	1	1
Sex Offense	0	1	0
Missing Person	0	1	0
Drug/Narcotic	0	1	0
Mental Health Crisis	0	1	1
Theft/Larceny	4	1	1
Burglary & In Progress	1	0	1
Forgery/Bad Check	0	0	1
Harassment/Threats	2	0	2
Suicide Attempt	1	0	3
Vandalism	0	0	1
Vandalism to Vehicle	0	0	1
TOTAL	25	14	16



Please note:

- *This list does not include all non-criminal activity, due to space limitations. These include well-being checks, found property, crashes, information only reports, etc.*
- *In 2018, the Sheriff's Office switched to an incident-based reporting database, which skews down a few of the statistics when comparing to 2017. This includes categories such as: suspicious vehicle/person, theft/larceny, theft from vehicle, vandalism and vandalism to vehicle. For example, a vandalism to vehicle spree on the same night and on the same street with 6 total vehicles vandalized was listed as 6 separate incidents in 2017, but in 2018 that same scenario would be listed as 1 incident (with all 6 victims contained in that 1 incident report).*



Twitter @DelCoSheriff



Facebook & Instagram @DelawareCoSheriff



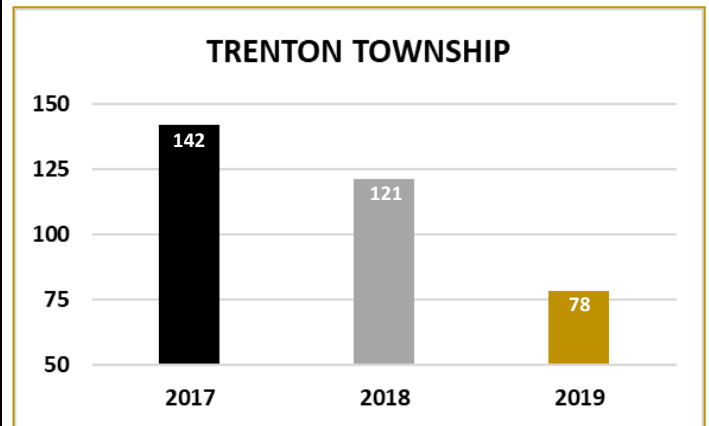
www.delawarecountysheriff.com

TRENTON TOWNSHIP

Criminal & Other Incidents ~ 3-Year Comparison

Delaware County Sheriff's Office

	2017	2018	2019
Traffic Stop	70	60	24
Domestic	13	11	12
Theft Of Identity	2	4	2
Harassment/Threats	7	5	3
Suspicious Person/Vehicle	3	6	4
Theft/Larceny	4	5	7
Burglary & In Progress	4	1	1
Breaking & Entering	2	2	4
Vandalism	3	3	1
Animal Call	5	5	7
Theft Of Credit Card/Number	2	2	1
Suicide	0	0	1
Suicide Attempt	3	4	2
Juvenile-Unruly/Runaway	9	4	2
Stolen Vehicle	0	2	1
Assault	2	1	1
Sex Offense	2	0	0
Forgery/Bad Check	0	1	2
Suspicious Activity	4	1	0
Vandalism To Vehicle	1	1	0
Homicide	1	0	0
D.O.A	2	0	2
Theft From Vehicle	2	1	0
Mental Health Crisis	1	2	1
TOTAL	142	121	78



Please note:

- This list does not include all non-criminal activity, due to space limitations. These include well-being checks, found property, crashes, information only reports, etc.
- In 2018, the Sheriff's Office switched to an incident-based reporting database, which skews down a few of the statistics when comparing to 2017. This includes categories such as: suspicious vehicle/person, theft/larceny, theft from vehicle, vandalism and vandalism to vehicle. For example, a vandalism to vehicle spree on the same night and on the same street with 6 total vehicles vandalized was listed as 6 separate incidents in 2017, but in 2018 that same scenario would be listed as 1 incident (with all 6 victims contained in that 1 incident report).



www.delawarecountysheriff.com



Twitter @DelCoSheriff



Facebook & Instagram @DelawareCoSheriff

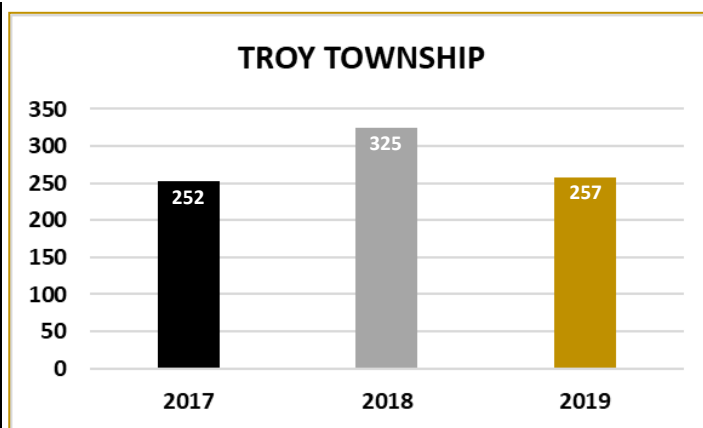


TROY TOWNSHIP

Criminal & Other Incidents ~ 3-Year Comparison

Delaware County Sheriff's Office

	2017	2018	2019
Traffic Stop	119	168	119
Domestic	15	28	32
Theft/Larceny	16	20	13
Juvenile-Unruly/Runaway	10	15	20
Sex Offense	8	5	4
Suicide Attempt	6	12	9
Harassment/Threats	8	13	11
Suspicious Person/Vehicle	8	7	7
Suspicious Activity	8	4	1
Drug / Narcotic	7	6	6
Theft Of Identity	10	3	4
Theft From Vehicle	7	5	0
Burglary & In Progress	5	6	1
Breaking & Entering	3	4	4
Vandalism & In Progress	6	2	2
Forgery/Bad Check	1	2	1
Stolen Vehicle	2	3	1
Theft Of Credit Card/Number	4	4	3
Assault	1	5	2
Animal Call	3	2	1
Missing Person	0	0	1
Vandalism To Vehicle	0	0	1
D.O.A	1	1	3
Drunk	1	1	1
Mental Health Crisis	1	6	10
Suicide	1	0	0
Fight	1	2	0
Rape	0	1	0
TOTAL	252	325	257



Please note:

- This list does not include all non-criminal activity, due to space limitations. These include well-being checks, found property, crashes, information only reports, etc.
- In 2018, the Sheriff's Office switched to an incident-based reporting database, which skews down a few of the statistics when comparing to 2017. This includes categories such as: suspicious vehicle/person, theft/larceny, theft from vehicle, vandalism and vandalism to vehicle. For example, a vandalism to vehicle spree on the same night and on the same street with 6 total vehicles vandalized was listed as 6 separate incidents in 2017, but in 2018 that same scenario would be listed as 1 incident (with all 6 victims contained in that 1 incident report).



Twitter @DelCoSheriff



Facebook & Instagram @DelawareCoSheriff



www.delawarecountysheriff.com