



DELAWARE COUNTY SHERIFF'S OFFICE

SHERIFF RUSSELL L. MARTIN

Administrative Division 149 N. Sandusky St. Delaware, OH 43015
Phone (740) 833-2810 Fax (740) 833-2809

2018 ANNUAL REPORT

A Message from Sheriff Russell L. Martin, C.L.E.E.

When I joined the Delaware County Sheriff's Office seven years ago I knew two things:

- 1) This was quite possibly the best county in the state of Ohio, and
- 2) It deserved to have the best Sheriff's Office in the state of Ohio.

While it is hard to measure such outcomes, I believe we have become one of the finest Sheriff's Offices in Ohio and perhaps in the country. Our Annual Report is simply a snapshot of the activities and outputs that this Office has generated in 2018. While you'll see that our activity is in line with one of the fastest growing and busiest counties in the state, it doesn't tell the complete story.

We continue to provide outstanding training to our co-workers, recruit and hire some of the finest talent around, review and build upon our policies, and continue to plan and prepare for the future of this county. In the last year, we have ...

- Finally realized the opening of our first domestic violence shelter;
- Fully implemented our body-worn cameras;
- Trained more supervisors in advanced leadership courses than the Office ever has;
- Partnered with our county law enforcement agencies and others to implement educational initiatives to drive down teen injury crashes;
- Continued to leverage partnerships to confront illegal drug trafficking and to respond to crisis and critical incidents;
- Met state and national standards in our Jail, all the while focused on programs to help the incarcerated make better life choices when released; and
- Participated in the planning and opening of the County's new courthouse with our subject matters experts focusing on the best measures for building and courtroom security.

There is plenty to consider and review when assessing the Sheriff's Office accomplishments for 2018. We hope you find the information informative and educational. But rest assured we are far from done. I am convinced the best is yet to come.

We thank the residents of Delaware County for partnering with us and for your continued faith in our ability to protect and serve you.

2018 Annual Report



Delaware County Sheriff's Office



PATROL & SPECIALTY UNITS

↑ 25% increase in DRUG OVERDOSES, from 114 in 2017 to 143 in 2018; and a 37% increase in OD DEATHS, from 19 in 2017 to 26 in 2018.

↑ 22% increase in DOMESTIC VIOLENCE charges in the past 2 years, from 122 in 2016 to 149 in 2018.

↑ 60% increase in FORGERY/BAD CHECKS, from 55 in 2017 to 88 in 2018.

↓ 26% decrease in THEFT of IDENTITY, from 199 in 2017 to 147 in 2018.

↓ 16% decrease in SEXUAL OFFENSES crimes, from 130 in 2017 to 109 in 2018.

■ Patrol deputies made 3,542 traffic stops.

■ Drug Task Force seized 7,314 grams of heroin and 8,774 grams of cocaine; followed up on 233 community tips; and 33 people were indicted.

■ Detective Bureau investigated 437 cases and conducted 63 employment background checks.

■ K-9 Unit completed 323 call-outs, of which 55% (178) were narcotics searches.

■ Delaware County's Tactical Unit completed 45 missions—30 of which were serving high-risk warrants—an overall increase of 41% over 2017.

■ Property/evidence technicians obtained and logged 4,816 items; 327 firearms were confiscated—up 85% over 2017; and 279 vehicles were impounded.

■ 54% of commercial vehicles stopped by our Weight Enforcement Unit were in violation of exceeding gross weight, and 27% were in violation of axle weight loads.

JAIL & COURT SERVICES

JAIL:

☑ Passed the State's annual inspection, compliant with 112 of 113 standards.

☑ 5% decrease in the number of jail bookings—3,990 in 2018.

☑ 68% increase in the number of inmates who participated in recovery & re-entry programs—from 80 in 2017 to 134 in 2018.

☑ Rate of recidivism (repeat offenders) for overall jail population was 56.7%; however, for those participating in recovery & re-entry programs that stat dropped to only 22%.

☑ 50 hours of programs were held weekly in the jail by 150 volunteers.

TRANSPORT: 6,266 inmate transports to medical, court, etc.—a 45% increase.

WARRANTS & CIVIL PAPERS: 1,519 warrants served—a 20% increase over 2017; and 5,894 civil papers served—a 6% decrease from 2017.

VICTIMS SUPPORT: 407 cases supported in court by our Victims Advocates.



 delawarecountysheriff.com
 740-833-2817
 sheriffinfo@co.delaware.oh.us

 @DelawareCoSheriff

 @DelawareCoSheriff

 @DelCoSheriff

DISPATCH, FINANCE & ADMINISTRATIVE

↑ Dispatchers took 47,139 CALLS—a 7% increase over 2017.

↑ 10% increase in PUBLIC RECORDS requests made & fulfilled—from 2,796 in 2017 to 3,083 in 2018; including 211 dashcam and 210 bodycam videos provided.

STAFFING: 221 employees, of which 30 are supervisory (15% of total).

TRAINING: 14,444 hours of training were completed by staff.

FINANCE:

Funding = \$25,018,899

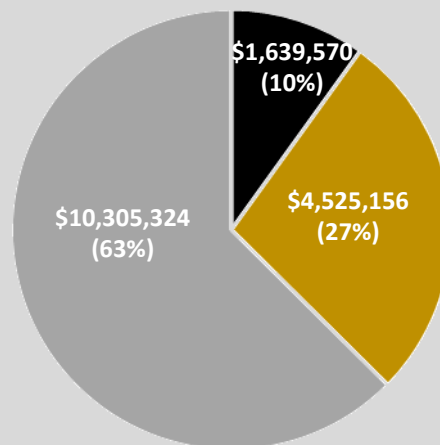
Expenses = \$24,183,041



Expenses breakdown:

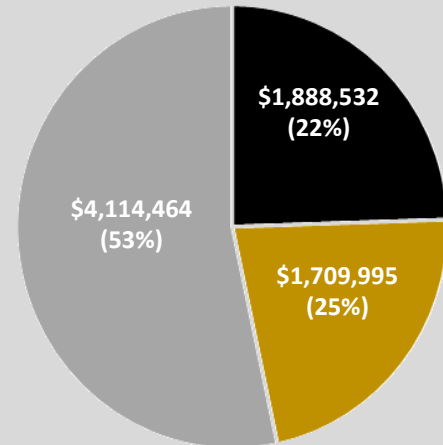
Patrol & Administrative = \$16,470,050

- Materials, Equipment, Supplies
- Benefits & Training
- Salary



Jail \$7,712,991

- Materials, Equipment, Supplies
- Benefits & Training
- Salary



COMMUNITY & OUTREACH

► SCHOOL RESOURCE OFFICERS taught 16,667 students in 938 classes for a total of 729 hours in the 2018 school year (*August 2017 to May 2018*).

► 2,659 CONCEALED CARRY LICENSES issued/renewed in 2018—up 29%.

► 16 residents graduated from our CITIZENS SHERIFF ACADEMY program.

► 275 kindergarten & 1st graders attended SAFETY TOWN over the summer.

► 21 ACTIVE INTRUDER classes were led by deputies at businesses, agencies, and places of worship.

► SHERIFF SALES received 146 County foreclosures, and sold 65 properties with an average per home value of \$225,684.

► Served 96 at-risk children at our annual SHOP WITH A COP program.

TOWNSHIP Data—2018 Annual Report

Delaware County Sheriff's Office

The following pages contain criminal and other statistics broken down by Township, with the exception of Genoa Township, which has its own police force. We work closely in partnership with Genoa Township Police, but do not track their statistics.

For additional information on the township data provided, please contact us:

sheriffinfo@co.delaware.oh.us

740-833-2817

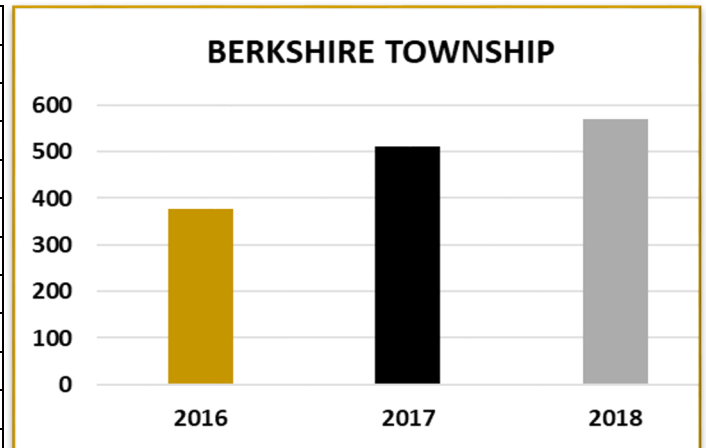


BERKSHIRE TOWNSHIP

Criminal & Other Incidents ~ 3-Year Comparison

Delaware County Sheriff's Office

	2016	2017	2018
Traffic Stop	135	165	270
Theft/Larceny & In Progress	90	168	138
Domestic	29	34	29
Suspicious Person/Vehicle	22	25	26
Suspicious Activity	9	4	4
Theft From Vehicle	9	16	8
Harassment/Threats	9	8	9
Animal Call	9	6	11
Suicide Attempt	7	10	7
Assault	6	5	0
Forgery/Bad Check	5	9	9
Breaking & Entering	5	4	6
Mental Health Crisis	5	4	6
Vandalism To Vehicle	5	3	3
Vandalism	5	3	3
Drunk	4	5	4
Theft Of Credit Card/Number	3	4	5
Theft Of Identity	3	6	7
Drug / Narcotic	3	12	6
Fight	2	0	0
Stolen Vehicle	2	0	2
Missing Person	2	0	1
D.O.A	2	3	0
Juvenile-Unruly/Runaway	2	6	8
Sex Offense	1	2	3
Suicide	1	2	0
Burglary & In Progress	1	3	4
Loud Disturbance	1	0	0
Rape	0	2	0
Robbery	0	3	1
TOTAL	377	512	570



Please note:

- This list does not include all non-criminal activity, due to space limitations. These would include well-being checks, found property, crashes, information only reports, etc.
- In 2018, the Sheriff's Office switched to an incident-based reporting database, which skews a few of the statistics when comparing to previous years. Most notably, these categories include: suspicious vehicle/person, theft/larceny, theft from vehicle, vandalism and vandalism to vehicle. For example, in 2017, a vandalism to vehicle spree on the same night and on the same street with 6 total vehicles vandalized was listed as 6 separate incidents, but in 2018 that same scenario would be listed as 1 incident (with all 6 victims contained in that 1 incident report).



www.delawarecountysheriff.com



Twitter @DelCoSheriff



Facebook & Instagram @DelawareCoSheriff

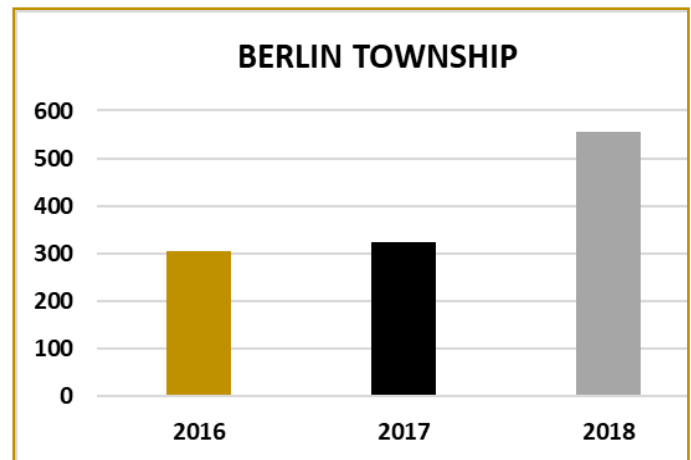


BERLIN TOWNSHIP

Criminal & Other Incidents ~ 3-Year Comparison

Delaware County Sheriff's Office

	2016	2017	2018
Traffic Stop	122	147	355
Domestic	35	35	36
Theft/Larceny & In Progress	16	12	16
Harassment/Threats	15	9	10
Theft Of Identity	14	16	14
Suicide Attempt	12	13	18
Juvenile-Unruly/Runaway	10	10	16
Breaking & Entering	9	10	18
Vandalism	7	6	9
Mental Health Crisis	7	5	4
Burglary & In Progress	8	5	1
Theft Of Credit Card/Number	6	5	7
Vandalism To Vehicle	5	2	1
Theft From Vehicle	5	5	5
Sex Offense	5	5	3
Suspicious Person/Vehicle	7	11	10
Stolen Vehicle	4	3	2
Drug / Narcotic	3	2	3
Animal Call	3	4	8
Rape	2	1	0
Fight	2	1	0
Drunk	2	1	2
D.O.A	2	2	2
Suspicious Activity	2	3	4
Suicide	1	0	2
Missing Person	1	2	2
Loud Disturbance	1	3	0
Forgery/Bad Check	0	2	2
Assault	0	3	5
TOTAL	306	323	555



Please note:

- This list does not include all non-criminal activity, due to space limitations. These would include well-being checks, found property, crashes, information only reports, etc.
- In 2018, the Sheriff's Office switched to an incident-based reporting database, which skews a few of the statistics when comparing to previous years. Most notably, these categories include: suspicious vehicle/person, theft/larceny, theft from vehicle, vandalism and vandalism to vehicle. For example, in 2017, a vandalism to vehicle spree on the same night and on the same street with 6 total vehicles vandalized was listed as 6 separate incidents, but in 2018 that same scenario would be listed as 1 incident (with all 6 victims contained in that 1 incident report).



www.delawarecountysheriff.com



Twitter @DelCoSheriff



Facebook & Instagram @DelawareCoSheriff

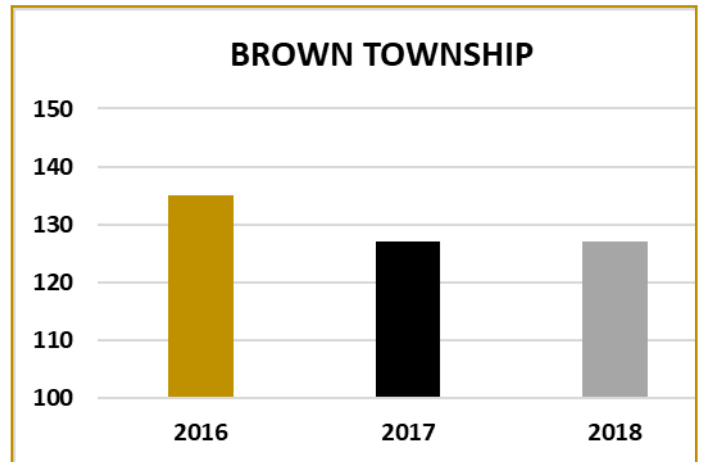


BROWN TOWNSHIP

Criminal & Other Incidents ~ 3-Year Comparison

Delaware County Sheriff's Office

	2016	2017	2018
Traffic Stop	63	57	50
Juvenile-Unruly/Runaway	17	11	24
Domestic	8	11	2
Suicide Attempt	6	3	7
Suspicious Vehicle/Person	7	4	6
Vandalism	4	1	2
Harassment/Threats	4	5	7
Breaking & Entering	3	2	2
Theft/Larceny	3	3	4
Drug / Narcotic	3	4	4
Mental Health Crisis	3	2	3
Theft Of Identity	2	0	2
Theft From Vehicle	2	1	0
Sex Offense	2	10	6
Suspicious Activity	2	0	4
Drunk	1	1	0
Suicide	1	0	0
Theft Of Credit Card/Number	1	0	0
Assault	1	5	2
Animal Call	1	1	1
D.O.A	1	3	0
Burglary & In Progress	0	2	1
Loud Disturbance	0	1	0
TOTAL	135	127	127



Please note:

- This list does not include all non-criminal activity, due to space limitations. These would include well-being checks, found property, crashes, information only reports, etc.
- In 2018, the Sheriff's Office switched to an incident-based reporting database, which skews a few of the statistics when comparing to previous years. Most notably, these categories include: suspicious vehicle/person, theft/larceny, theft from vehicle, vandalism and vandalism to vehicle. For example, in 2017, a vandalism to vehicle spree on the same night and on the same street with 6 total vehicles vandalized was listed as 6 separate incidents, but in 2018 that same scenario would be listed as 1 incident (with all 6 victims contained in that 1 incident report).



www.delawarecountysheriff.com



Twitter @DelCoSheriff



Facebook & Instagram @DelawareCoSheriff

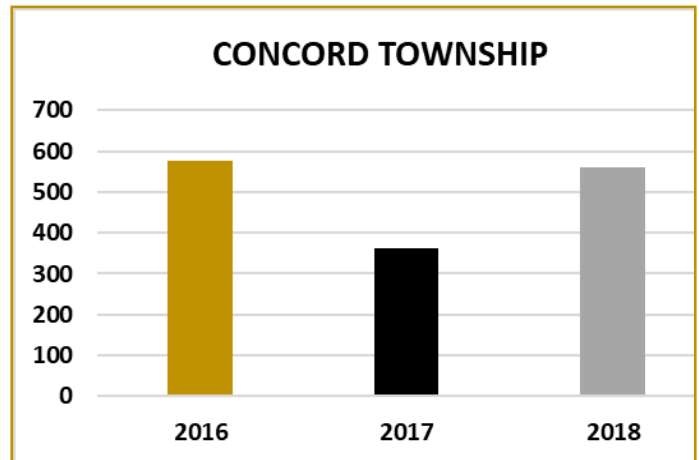


CONCORD TOWNSHIP

Criminal & Other Incidents ~ 3-Year Comparison

Delaware County Sheriff's Office

	2016	2017	2018
Traffic Stop	347	122	337
Theft Of Identity	36	33	21
Domestic	22	30	41
Theft From Vehicle	21	19	6
Theft/Larceny & In Progress	22	23	28
Suicide Attempt	12	18	18
Vandalism	12	9	7
Juvenile-Unruly/Runaway	11	10	18
Harassment/Threats	10	5	15
Theft Of Credit Card/Number	9	10	13
Burglary & In Progress	10	11	7
Suspicious Person/Vehicle	11	19	10
Suspicious Activity	8	6	2
Breaking & Entering	6	6	4
Mental Health Crisis	6	5	7
D.O.A	5	12	0
Vandalism To Vehicle	4	6	2
Stolen Vehicle	4	3	3
Rape	3	1	1
Drug / Narcotic	3	2	2
Sex Offense	3	5	3
Suicide	3	0	1
Forgery/Bad Check	2	3	6
Animal Call	1	3	5
Assault	1	2	0
Drunk	1	0	2
Missing Person	1	2	0
Fight	1	0	0
Loud Disturbance	0	1	0
TOTAL	575	366	559



Please note:

- This list does not include all non-criminal activity, due to space limitations. These would include well-being checks, found property, crashes, information only reports, etc.
- In 2018, the Sheriff's Office switched to an incident-based reporting database, which skews a few of the statistics when comparing to previous years. Most notably, these categories include: suspicious vehicle/person, theft/larceny, theft from vehicle, vandalism and vandalism to vehicle. For example, in 2017, a vandalism to vehicle spree on the same night and on the same street with 6 total vehicles vandalized was listed as 6 separate incidents, but in 2018 that same scenario would be listed as 1 incident (with all 6 victims contained in that 1 incident report).



www.delawarecountysheriff.com



Twitter @DelCoSheriff



Facebook & Instagram @DelawareCoSheriff

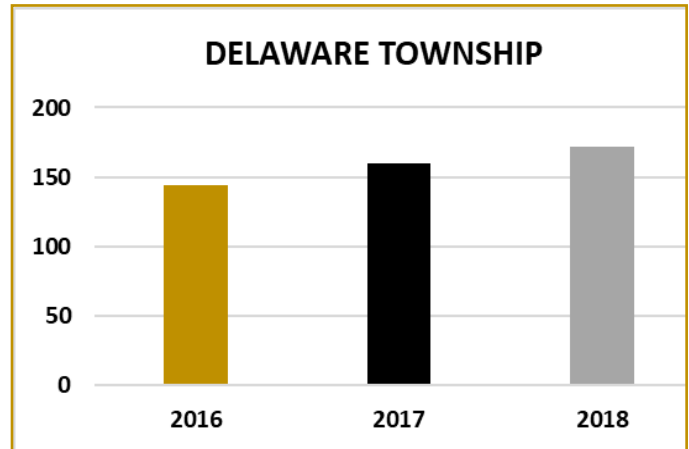


DELAWARE TOWNSHIP

Criminal & Other Incidents ~ 3-Year Comparison

Delaware County Sheriff's Office

	2016	2017	2018
Traffic Stop	44	59	97
Domestic	18	21	12
Theft Of Identity	13	9	2
Theft/Larceny	10	10	13
Harassment/Threats	8	8	4
Suicide Attempt	6	4	4
Juvenile-Unruly/Runaway	6	2	6
Theft From Vehicle	5	3	2
Stolen Vehicle	5	3	1
Animal Call	4	2	5
D.O.A	3	3	3
Vandalism To Vehicle	3	2	0
Theft Of Credit Card/Number	3	3	3
Mental Health Crisis	3	5	2
Breaking & Entering	2	2	2
Assault	2	3	1
Forgery/Bad Check	2	0	3
Vandalism	1	4	2
Drug / Narcotic	1	3	1
Suspicious Person/Vehicle	3	2	5
Rape	1	0	0
Sex Offense	1	3	1
Missing Person	0	1	0
Burglary & In Progress	0	4	2
Drunk	0	1	1
Suspicious Activity	0	3	0
TOTAL	144	160	172



Please note:

- This list does not include all non-criminal activity, due to space limitations. These would include well-being checks, found property, crashes, information only reports, etc.
- In 2018, the Sheriff's Office switched to an incident-based reporting database, which skews a few of the statistics when comparing to previous years. Most notably, these categories include: suspicious vehicle/person, theft/larceny, theft from vehicle, vandalism and vandalism to vehicle. For example, in 2017, a vandalism to vehicle spree on the same night and on the same street with 6 total vehicles vandalized was listed as 6 separate incidents, but in 2018 that same scenario would be listed as 1 incident (with all 6 victims contained in that 1 incident report).



www.delawarecountysheriff.com



Twitter @DelCoSheriff



Facebook & Instagram @DelawareCoSheriff

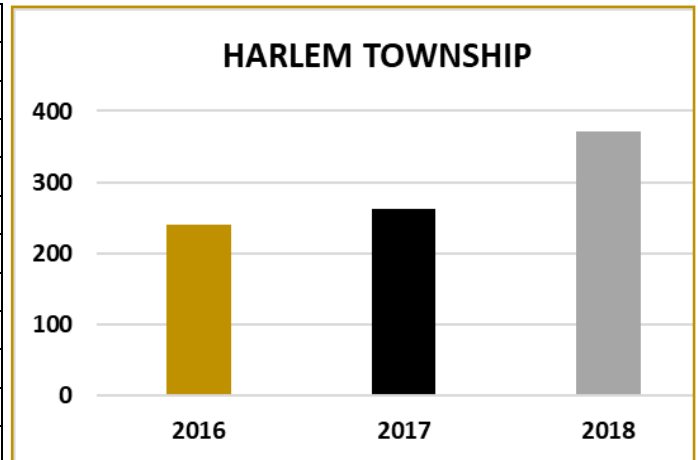


HARLEM TOWNSHIP

Criminal & Other Incidents ~ 3-Year Comparison

Delaware County Sheriff's Office

	2016	2017	2018
Traffic Stop	88	106	184
Domestic	31	37	50
Theft Of Identity	19	12	10
Theft/Larceny	18	21	19
Harassment/Threats	10	11	9
Suicide Attempt	8	10	11
Juvenile-Unruly/Runaway	7	4	11
Assault	6	2	11
Animal Call	6	3	4
D.O.A	5	6	4
Suspicious Person/Vehicle	7	9	8
Theft Of Credit Card/Number	4	2	4
Mental Health Crisis	4	5	4
Burglary & In Progress	6	3	9
Theft From Vehicle	3	3	4
Drug / Narcotic	3	1	2
Fight	3	3	2
Breaking & Entering	3	6	8
Vandalism & In Progress	2	7	3
Suspicious Activity	2	1	5
Rape	1	0	0
Forgery/Bad Check	1	0	1
Drunk	1	2	1
Vandalism To Vehicle	1	2	2
Stolen Vehicle	1	4	5
Robbery	0	1	0
Missing Person	0	1	0
TOTAL	240	262	371



Please note:

- *This list does not include all non-criminal activity, due to space limitations. These would include well-being checks, found property, crashes, information only reports, etc.*
- *In 2018, the Sheriff's Office switched to an incident-based reporting database, which skews a few of the statistics when comparing to previous years. Most notably, these categories include: suspicious vehicle/person, theft/larceny, theft from vehicle, vandalism and vandalism to vehicle. For example, in 2017, a vandalism to vehicle spree on the same night and on the same street with 6 total vehicles vandalized was listed as 6 separate incidents, but in 2018 that same scenario would be listed as 1 incident (with all 6 victims contained in that 1 incident report).*



www.delawarecountysheriff.com



Twitter @DelCoSheriff



Facebook & Instagram @DelawareCoSheriff

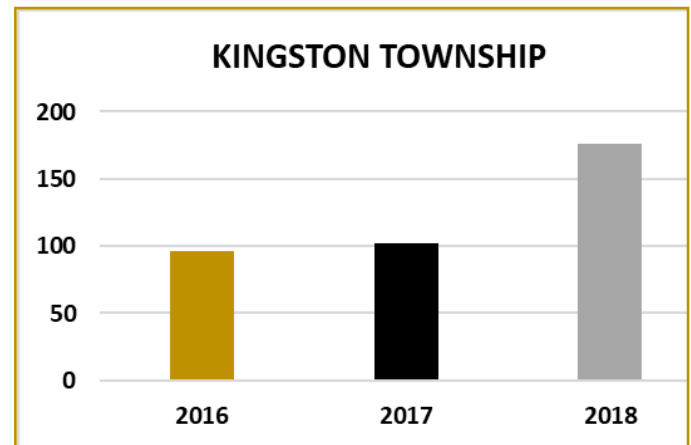


KINGSTON TOWNSHIP

Criminal & Other Incidents ~ 3-Year Comparison

Delaware County Sheriff's Office

	2016	2017	2018
Traffic Stop	29	42	117
Suicide Attempt	11	2	1
Domestic	7	7	14
Theft/Larceny	6	4	7
Mental Health Crisis	6	0	3
Vandalism	4	3	3
Harassment/Threats	4	3	5
Suspicious Activity	4	1	2
Burglary & In Progress	5	3	1
D.O.A	3	3	3
Juvenile-Unruly/Runaway	3	5	3
Animal Call	3	11	3
Suspicious Vehicle/Person	4	4	3
Fight	1	0	0
Theft Of Credit Card/Number	1	3	0
Assault	1	1	1
Vandalism To Vehicle	1	0	0
Breaking & Entering	1	0	4
Theft Of Identity	1	2	1
Suicide	1	0	0
Theft From Vehicle	0	2	5
Stolen Vehicle	0	2	0
Drug / Narcotic	0	2	0
Rape	0	1	0
Missing Child	0	1	0
TOTAL	96	102	176



Please note:

- This list does not include all non-criminal activity, due to space limitations. These would include well-being checks, found property, crashes, information only reports, etc.
- In 2018, the Sheriff's Office switched to an incident-based reporting database, which skews a few of the statistics when comparing to previous years. Most notably, these categories include: suspicious vehicle/person, theft/larceny, theft from vehicle, vandalism and vandalism to vehicle. For example, in 2017, a vandalism to vehicle spree on the same night and on the same street with 6 total vehicles vandalized was listed as 6 separate incidents, but in 2018 that same scenario would be listed as 1 incident (with all 6 victims contained in that 1 incident report).



www.delawarecountysheriff.com



Twitter @DelCoSheriff



Facebook & Instagram @DelawareCoSheriff

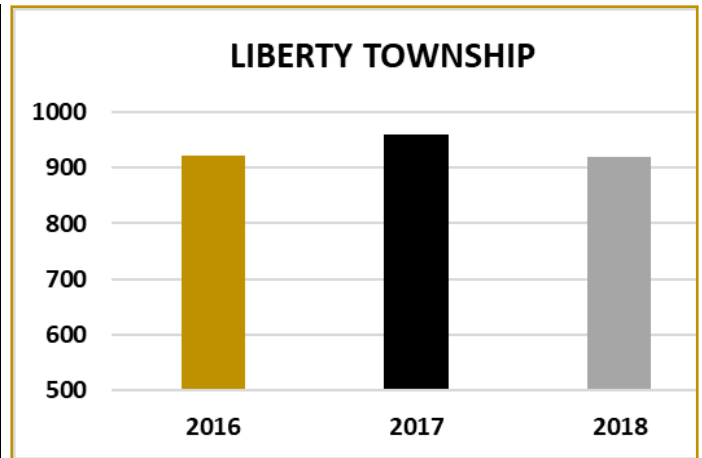


LIBERTY TOWNSHIP

Criminal & Other Incidents ~ 3-Year Comparison

Delaware County Sheriff's Office

	2016	2017	2018
Traffic Stop	331	341	332
Theft/Larceny & In Progress	84	98	74
Domestic	75	77	80
Theft Of Identity	62	41	22
Theft From Vehicle	48	39	38
Suicide Attempt	36	42	33
Breaking & Entering	26	7	10
Harassment/Threats	26	45	37
Burglary & In Progress	25	21	13
Vandalism & In Progress	23	18	8
Suspicious Activity	19	15	13
Suspicious Person/Vehicle	31	39	46
Mental Health Crisis	16	10	17
Juvenile-Unruly/Runaway	16	31	42
Drunk	14	7	10
Theft Of Credit Card/Number	12	17	16
Forgery/Bad Check	12	11	14
Drug / Narcotic	11	20	26
Animal Call	10	9	10
Sex Offense	10	19	24
Stolen Vehicle	8	9	11
Assault	6	14	13
Vandalism To Vehicle	6	7	13
D.O.A	4	9	4
Fight	3	6	4
Rape	4	1	1
Missing Person	2	3	3
Suicide	1	1	3
Robbery In Progress	1	1	1
Suspicious Mail	0	1	1
TOTAL	922	959	919



Please note:

- *This list does not include all non-criminal activity, due to space limitations. These would include well-being checks, found property, crashes, information only reports, etc.*
- *In 2018, the Sheriff's Office switched to an incident-based reporting database, which skews a few of the statistics when comparing to previous years. Most notably, these categories include: suspicious vehicle/person, theft/larceny, theft from vehicle, vandalism and vandalism to vehicle. For example, in 2017, a vandalism to vehicle spree on the same night and on the same street with 6 total vehicles vandalized was listed as 6 separate incidents, but in 2018 that same scenario would be listed as 1 incident (with all 6 victims contained in that 1 incident report).*



www.delawarecountysheriff.com



Twitter @DelCoSheriff



Facebook & Instagram @DelawareCoSheriff

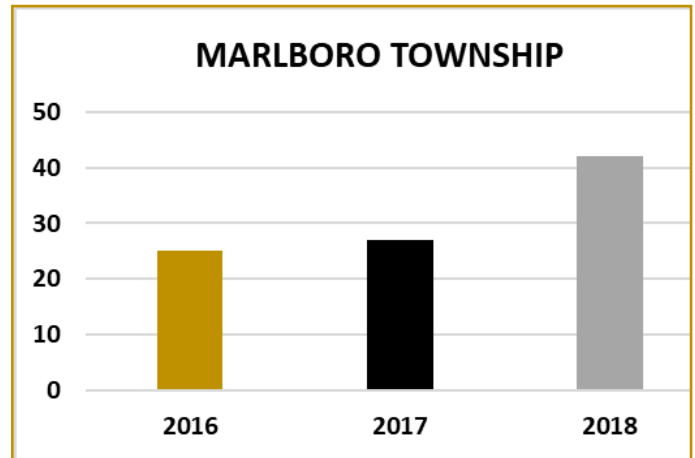


MARLBORO TOWNSHIP

Criminal & Other Incidents ~ 3-Year Comparison

Delaware County Sheriff's Office

	2016	2017	2018
Traffic Stop	12	20	34
Domestic	4	0	0
Animal Call	3	1	0
Suicide Attempt	1	0	0
Assault	1	0	0
Burglary	1	0	0
Theft/Larceny	1	2	0
Vandalism	1	0	0
Juvenile-Unruly/Runaway	1	0	1
Breaking & Entering	0	1	1
Suspicious Person/Vehicle	0	1	2
Theft Of Credit Card/Number	0	1	0
Theft from Vehicle	0	0	1
Harassment/Threats	0	1	1
Sex Offense	0	0	1
Mental Health Crisis	0	0	1
TOTAL	25	27	42



Please note:

- *This list does not include all non-criminal activity, due to space limitations. These would include well-being checks, found property, crashes, information only reports, etc.*
- *In 2018, the Sheriff's Office switched to an incident-based reporting database, which skews a few of the statistics when comparing to previous years. Most notably, these categories include: suspicious vehicle/person, theft/larceny, theft from vehicle, vandalism and vandalism to vehicle. For example, in 2017, a vandalism to vehicle spree on the same night and on the same street with 6 total vehicles vandalized was listed as 6 separate incidents, but in 2018 that same scenario would be listed as 1 incident (with all 6 victims contained in that 1 incident report).*



www.delawarecountysheriff.com



Twitter @DelCoSheriff



Facebook & Instagram @DelawareCoSheriff

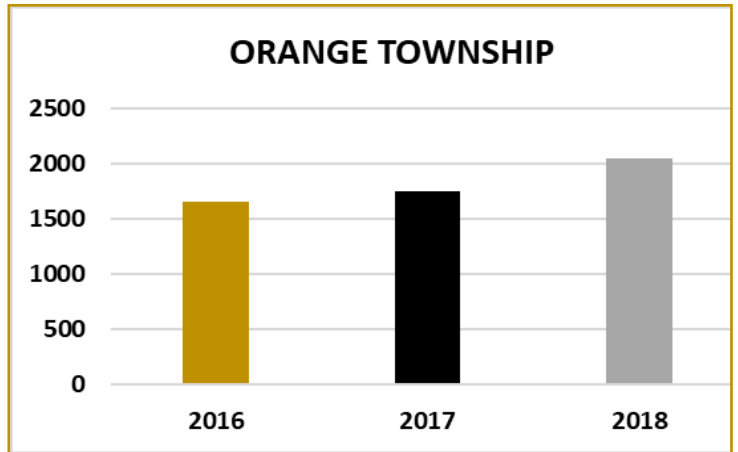


ORANGE TOWNSHIP

Criminal & Other Incidents ~ 3-Year Comparison

Delaware County Sheriff's Office

	2016	2017	2018
Traffic Stop	332	633	943
Theft/Larceny & In Progress	340	332	329
Domestic	136	149	141
Theft From Vehicle	102	69	64
Juvenile-Unruly/Runaway	71	72	71
Theft Of Identity	69	46	46
Harassment/Threats	51	44	55
Suicide Attempt	43	47	37
Suicide	4	2	4
Burglary & In Progress	44	19	20
B&E	39	29	15
Drug / Narcotic	29	25	23
Vandalism	28	22	24
Suspicious Activity	26	15	15
Suspicious Person/Vehicle	60	54	60
Vandalism To Vehicle	25	24	10
Theft Of Credit Card/Number	22	14	20
Forgery/Bad Check	21	20	32
Mental Health Crisis	20	24	33
Assault	18	14	22
Sex Offense/Rape	21	29	19
D.O.A	11	10	5
Stolen Vehicle	11	16	17
Drunk	9	12	12
Animal Call	8	10	16
Robbery & In Progress	14	4	3
Missing Person	7	6	9
Fight	1	8	7
Homicide	1	0	0
Loud Disturbance	0	2	2
TOTAL	1563	1751	2054



Please note:

- *This list does not include all non-criminal activity, due to space limitations. These would include well-being checks, found property, crashes, information only reports, etc.*
- *In 2018, the Sheriff's Office switched to an incident-based reporting database, which skews a few of the statistics when comparing to previous years. Most notably, these categories include: suspicious vehicle/person, theft/larceny, theft from vehicle, vandalism and vandalism to vehicle. For example, in 2017, a vandalism to vehicle spree on the same night and on the same street with 6 total vehicles vandalized was listed as 6 separate incidents, but in 2018 that same scenario would be listed as 1 incident (with all 6 victims contained in that 1 incident report).*



www.delawarecountysheriff.com



Twitter @DelCoSheriff



Facebook & Instagram @DelawareCoSheriff

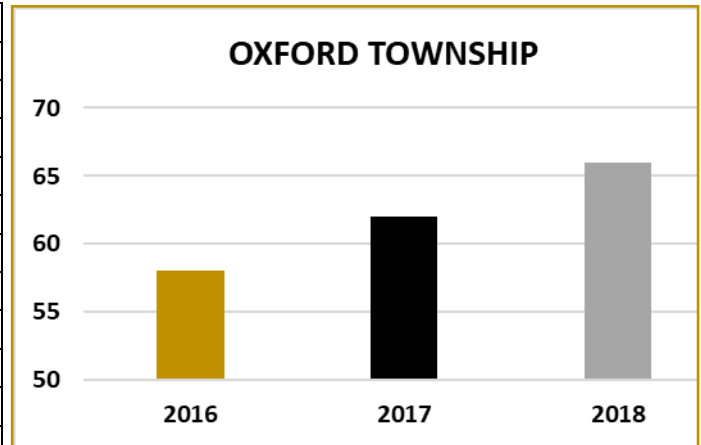


OXFORD TOWNSHIP

Criminal & Other Incidents ~ 3-Year Comparison

Delaware County Sheriff's Office

	2016	2017	2018
Traffic Stop	10	15	13
Domestic	9	16	10
Theft From Vehicle	5	4	3
Breaking & Entering	5	1	2
Burglary & In Progress	6	1	1
Theft/Larceny	3	2	1
Suicide Attempt	3	3	5
Harassment/Threats	3	4	4
Suspicious Activity	2	0	1
Sex Offense	2	1	3
Juvenile-Unruly/Runaway	2	3	5
Vandalism	2	1	1
Vandalism to Vehicle	0	0	3
Assault	2	0	3
Suspicious Person/Vehicle	2	3	1
Theft Of Credit Card/Number	1	0	0
Theft Of Identity	1	2	3
Stolen Vehicle	0	2	2
Drunk	0	1	0
Missing Person	0	0	1
Drug/Narcotic	0	0	2
D.O.A	0	1	0
Loud Disturbance	0	1	0
Mental Health Crisis	0	1	2
TOTAL	58	62	66



Please note:

- This list does not include all non-criminal activity, due to space limitations. These would include well-being checks, found property, crashes, information only reports, etc.
- In 2018, the Sheriff's Office switched to an incident-based reporting database, which skews a few of the statistics when comparing to previous years. Most notably, these categories include: suspicious vehicle/person, theft/larceny, theft from vehicle, vandalism and vandalism to vehicle. For example, in 2017, a vandalism to vehicle spree on the same night and on the same street with 6 total vehicles vandalized was listed as 6 separate incidents, but in 2018 that same scenario would be listed as 1 incident (with all 6 victims contained in that 1 incident report).



www.delawarecountysheriff.com



Twitter @DelCoSheriff



Facebook & Instagram @DelawareCoSheriff

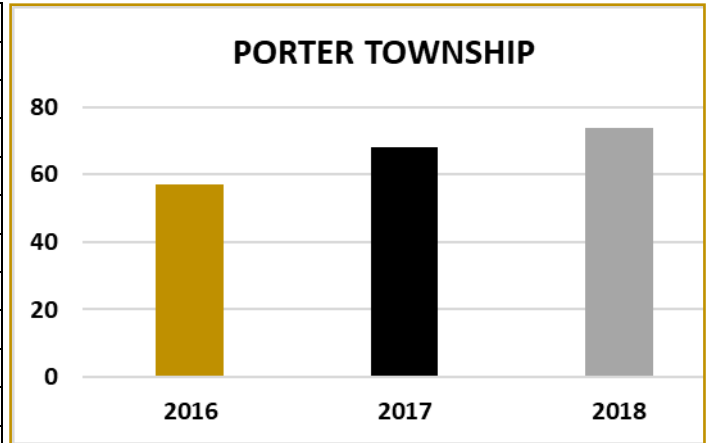


PORTER TOWNSHIP

Criminal & Other Incidents ~ 3-Year Comparison

Delaware County Sheriff's Office

	2016	2017	2018
Traffic Stop	15	18	21
Domestic	11	8	15
Burglary	4	0	1
Juvenile-Unruly/Runaway	4	2	0
Theft/Larceny	2	6	9
Theft Of Credit Card/Number	2	2	1
Suspicious Person/Vehicle	4	3	5
Theft Of Identity	2	4	2
D.O.A	2	0	3
Breaking & Entering	2	3	1
Vandalism	2	3	2
Animal Call	2	2	2
Harassment/Threats	1	2	4
Forgery/Bad Check	1	1	1
Suspicious Activity	1	1	0
Drug / Narcotic	1	0	0
Sex Offense	1	1	0
Rape	0	1	0
Suspicious Mail	0	1	0
Stolen Vehicle	0	1	3
Drunk	0	1	0
Theft From Vehicle	0	3	1
Vandalism To Vehicle	0	2	0
Suicide Attempt	0	2	2
Mental Health Crisis	0	1	1
TOTAL	57	68	74



Please note:

- *This list does not include all non-criminal activity, due to space limitations. These would include well-being checks, found property, crashes, information only reports, etc.*
- *In 2018, the Sheriff's Office switched to an incident-based reporting database, which skews a few of the statistics when comparing to previous years. Most notably, these categories include: suspicious vehicle/person, theft/larceny, theft from vehicle, vandalism and vandalism to vehicle. For example, in 2017, a vandalism to vehicle spree on the same night and on the same street with 6 total vehicles vandalized was listed as 6 separate incidents, but in 2018 that same scenario would be listed as 1 incident (with all 6 victims contained in that 1 incident report).*



www.delawarecountysheriff.com



Twitter @DelCoSheriff



Facebook & Instagram @DelawareCoSheriff

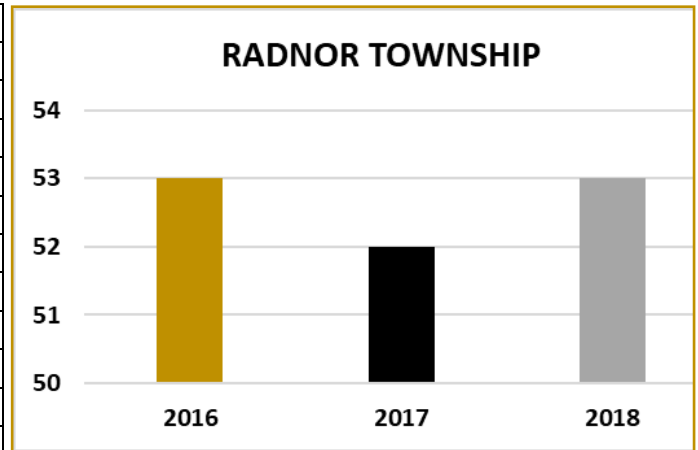


RADNOR TOWNSHIP

Criminal & Other Incidents ~ 3-Year Comparison

Delaware County Sheriff's Office

	2016	2017	2018
Traffic Stop	10	13	7
Theft Of Credit Card/Number	5	4	1
Domestic	5	7	13
Theft/Larceny	4	3	1
Burglary	4	1	4
Rape	3	0	0
Mental Health Crisis	3	1	2
Suspicious Person/Vehicle	4	5	4
D.O.A	2	2	0
Theft Of Identity	2	4	2
Breaking & Entering	2	3	4
Suicide Attempt	2	1	1
Forgery/Bad Check	1	0	1
Vandalism	1	1	2
Suicide	1	0	0
Theft From Vehicle	1	1	0
Juvenile-Unruly/Runaway	1	2	2
Harassment/Threats	1	2	3
Animal Call	1	0	2
Assault	0	1	0
Sex Offense	0	1	0
Drug /Narcotic	0	0	2
Stolen Vehicle	0	0	2
TOTAL	53	52	53



Please note:

- This list does not include all non-criminal activity, due to space limitations. These would include well-being checks, found property, crashes, information only reports, etc.
- In 2018, the Sheriff's Office switched to an incident-based reporting database, which skews a few of the statistics when comparing to previous years. Most notably, these categories include: suspicious vehicle/person, theft/larceny, theft from vehicle, vandalism and vandalism to vehicle. For example, in 2017, a vandalism to vehicle spree on the same night and on the same street with 6 total vehicles vandalized was listed as 6 separate incidents, but in 2018 that same scenario would be listed as 1 incident (with all 6 victims contained in that 1 incident report).



www.delawarecountysheriff.com



Twitter @DelCoSheriff



Facebook & Instagram @DelawareCoSheriff

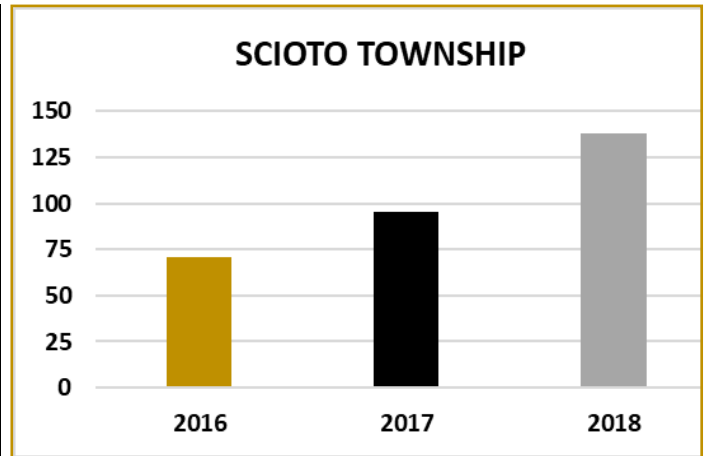


SCIOTO TOWNSHIP

Criminal & Other Incidents ~ 3-Year Comparison

Delaware County Sheriff's Office

	2016	2017	2018
Traffic Stop	16	24	56
Theft/Larceny	12	8	8
Domestic	10	14	15
Animal Call	5	4	4
Suspicious Activity	3	0	2
Suspicious Vehicle/Person	2	2	3
Burglary & In Progress	4	2	5
Juvenile-Unruly/Runaway	3	3	1
Harassment/Threats	2	3	4
Assault	2	0	1
Theft Of Identity	2	8	3
Breaking & Entering	2	0	3
Drug/Narcotic	0	0	3
Missing Person	2	2	1
Theft Of Credit Card/Number	1	1	1
D.O.A	1	2	4
Theft from Vehicle	0	0	2
Vandalism	1	5	3
Drunk	1	0	3
Sex Offense	0	0	3
Mental Health Crisis	1	4	3
Suicide Attempt	1	7	7
Stolen Vehicle	0	2	2
Forgery/Bad Check	0	3	1
Fight	0	1	0
TOTAL	71	95	138



Please note:

- *This list does not include all non-criminal activity, due to space limitations. These would include well-being checks, found property, crashes, information only reports, etc.*
- *In 2018, the Sheriff's Office switched to an incident-based reporting database, which skews a few of the statistics when comparing to previous years. Most notably, these categories include: suspicious vehicle/person, theft/larceny, theft from vehicle, vandalism and vandalism to vehicle. For example, in 2017, a vandalism to vehicle spree on the same night and on the same street with 6 total vehicles vandalized was listed as 6 separate incidents, but in 2018 that same scenario would be listed as 1 incident (with all 6 victims contained in that 1 incident report).*



www.delawarecountysheriff.com



Twitter @DelCoSheriff



Facebook & Instagram @DelawareCoSheriff

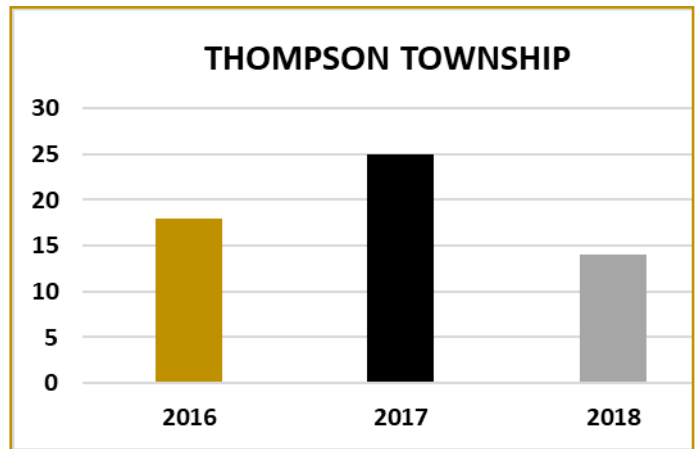


THOMPSON TOWNSHIP

Criminal & Other Incidents ~ 3-Year Comparison

Delaware County Sheriff's Office

	2016	2017	2018
Traffic Stop	5	6	4
Domestic	3	2	1
Theft From Vehicle	2	1	0
Juvenile-Unruly/Runaway	1	3	0
Theft Of Identity	1	0	1
D.O.A	1	3	2
Animal Call	0	2	1
Sex Offense	0	0	1
Missing Person	0	0	1
Drug/Narcotic	0	0	1
Mental Health Crisis	0	0	1
Theft/Larceny	1	4	1
Burglary & In Progress	2	1	0
Forgery/Bad Check	1	0	0
Harassment/Threats	1	2	0
Suicide Attempt	0	1	0
TOTAL	18	25	14



Please note:

- *This list does not include all non-criminal activity, due to space limitations. These would include well-being checks, found property, crashes, information only reports, etc.*
- *In 2018, the Sheriff's Office switched to an incident-based reporting database, which skews a few of the statistics when comparing to previous years. Most notably, these categories include: suspicious vehicle/person, theft/larceny, theft from vehicle, vandalism and vandalism to vehicle. For example, in 2017, a vandalism to vehicle spree on the same night and on the same street with 6 total vehicles vandalized was listed as 6 separate incidents, but in 2018 that same scenario would be listed as 1 incident (with all 6 victims contained in that 1 incident report).*



www.delawarecountysheriff.com



Twitter @DelCoSheriff



Facebook & Instagram @DelawareCoSheriff

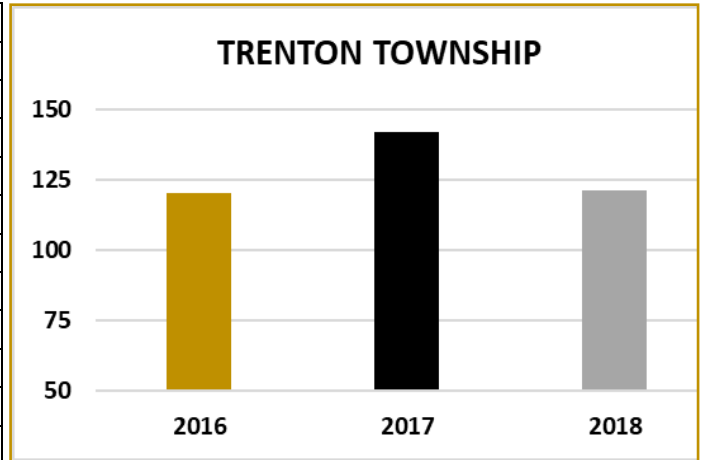


TRENTON TOWNSHIP

Criminal & Other Incidents ~ 3-Year Comparison

Delaware County Sheriff's Office

	2016	2017	2018
Traffic Stop	47	70	60
Domestic	10	13	11
Theft Of Identity	12	2	4
Harassment/Threats	7	7	5
Suspicious Person/Vehicle	10	3	6
Theft/Larceny	4	4	5
Burglary & In Progress	4	4	1
Breaking & Entering	4	2	2
Vandalism	4	3	3
Animal Call	4	5	5
Theft Of Credit Card/Number	3	2	2
Suicide Attempt	3	3	4
Juvenile-Unruly/Runaway	2	9	4
Stolen Vehicle	2	0	2
Assault	1	2	1
Sex Offense	1	2	0
Forgery/Bad Check	1	0	1
Suspicious Activity	1	4	1
Vandalism To Vehicle	0	1	1
Homicide	0	1	0
D.O.A	0	2	0
Theft From Vehicle	0	2	1
Mental Health Crisis	0	1	2
TOTAL	120	142	121



Please note:

- This list does not include all non-criminal activity, due to space limitations. These would include well-being checks, found property, crashes, information only reports, etc.
- In 2018, the Sheriff's Office switched to an incident-based reporting database, which skews a few of the statistics when comparing to previous years. Most notably, these categories include: suspicious vehicle/person, theft/larceny, theft from vehicle, vandalism and vandalism to vehicle. For example, in 2017, a vandalism to vehicle spree on the same night and on the same street with 6 total vehicles vandalized was listed as 6 separate incidents, but in 2018 that same scenario would be listed as 1 incident (with all 6 victims contained in that 1 incident report).



www.delawarecountysheriff.com



Twitter @DelCoSheriff



Facebook & Instagram @DelawareCoSheriff

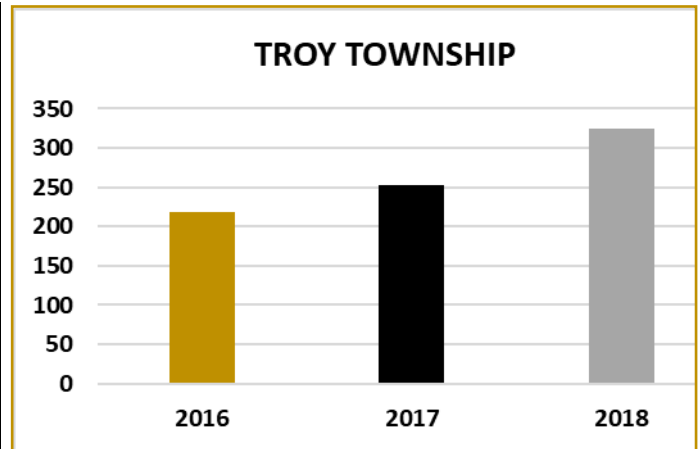


TROY TOWNSHIP

Criminal & Other Incidents ~ 3-Year Comparison

Delaware County Sheriff's Office

	2016	2017	2018
Traffic Stop	93	119	168
Domestic	17	15	28
Theft/Larceny	14	16	20
Juvenile-Unruly/Runaway	10	10	15
Sex Offense	8	8	5
Suicide Attempt	7	6	12
Harassment/Threats	7	8	13
Suspicious Person/Vehicle	5	8	7
Suspicious Activity	8	8	4
Drug / Narcotic	6	7	6
Theft Of Identity	6	10	3
Theft From Vehicle	6	7	5
Burglary & In Progress	5	5	6
Breaking & Entering	4	3	4
Vandalism & In Progress	4	6	2
Forgery/Bad Check	3	1	2
Stolen Vehicle	3	2	3
Theft Of Credit Card/Number	3	4	4
Assault	2	1	5
Animal Call	1	3	2
Missing Person	2	0	0
Vandalism To Vehicle	3	0	0
D.O.A	1	1	1
Drunk	1	1	1
Mental Health Crisis	0	1	6
Suicide	0	1	0
Fight	0	1	2
Rape	0	0	1
TOTAL	219	252	325



Please note:

- This list does not include all non-criminal activity, due to space limitations. These would include well-being checks, found property, crashes, information only reports, etc.
- In 2018, the Sheriff's Office switched to an incident-based reporting database, which skews a few of the statistics when comparing to previous years. Most notably, these categories include: suspicious vehicle/person, theft/larceny, theft from vehicle, vandalism and vandalism to vehicle. For example, in 2017, a vandalism to vehicle spree on the same night and on the same street with 6 total vehicles vandalized was listed as 6 separate incidents, but in 2018 that same scenario would be listed as 1 incident (with all 6 victims contained in that 1 incident report).



www.delawarecountysheriff.com



Twitter @DelCoSheriff



Facebook & Instagram @DelawareCoSheriff

